



EMI TEST REPORT

FOR RIVERDI HB, IPS 7.0" LCD SERIES

Rev.1.0
2021-08-02

The EMI test report applies to below Riverdi HB, IPS 7.0" series:

PRODUCT NAME	DESCRIPTION
RVT70HSTNWC00-B	HB, IPS, 7.0", 850cd/m ² , RGB, uxTouch, Optical bonding
RVT70HSTNWC00	HB, IPS, 7.0", 800cd/m ² , RGB, uxTouch, Air bonding
RVT70HSTNWC00	HB, IPS, 7.0", 800cd/m ² , RGB, uxTouch, Air bonding
RVT70HSTNWC00	HB, IPS, 7.0", 800cd/m ² , RGB, aTouch, Air bonding
RVT70HSTFWCA0	HB, IPS, 7.0", 800cd/m ² , RGB, aTouch, Air bonding, Metal frame



1. REVISION RECORD

REV NO.	REV DATE	CONTENTS	REMARKS
1.0	2021-08-02	Initial Release	



2. CONTENTS

- 1. REVISION RECORD..... 2
- 2. CONTENTS..... 3
- 3. SUMMARY OF TEST RESULT 4
- 4. GENERAL INFORMATION..... 4
 - 4.1 Description of EUT..... 4
 - 4.2 Description of EUT peripheral..... 4
 - 4.3 Measuring device and test settings..... 5
- 5. TEST RESULTS 5
 - 5.1 The test result of Mode A:..... 5
 - 5.2 The test result of Mode B:..... 6
- 6. Photos..... 7
- 7. Summary 8



3. SUMMARY OF TEST RESULT

TEST ITEM	NORM APPLIED	Result
RADIATED EMISSION 30-1000 MHz	EN 55032 (CISPR32). Radiated emission 30-1000 MHz (EMI)	Pass

Date of Test: 24/05/2021

EMC Lab: RADMOR S.A., Gdynia.

4. GENERAL INFORMATION

4.1 Description of EUT

PRODUCT NAME	RVT70HSTNWC00-B
TEST VOLTAGE	Battery 6V

Note. All test was performed on RVT70HSTNWC00-B. But results applied for every module within this line: RVT70HSTNWC00, RVT70HSTNWC0A0, RVT70HSTFWCA0, RVT70HSTNWC00-B.

4.2 Description of EUT peripheral

The 70BT817 (display controller board) and Revelation Board (host controller board) designed by Riverdi were used to drive RVT70HSTNWC00-B during the EMI test.

70BT817, as the main board of Riverdi EVE4 IPS 7.0" series, applies Bridgetek's BT817Q chip, which is the most powerful and intelligent graphics controller. It features a low EMI design, QSPI/SPI interface, RiBUS connector, built-in flash memory, and audio amplifier.

Learn more about EVE4 solutions [here](#) or browse the EVE4 IPS 7.0" series directly [here](#).

The following EUT operation modes were tested:

Mode A:

The 70BT817 was assembled with RVT70HSTNWC00-B and connected with the Revelation Board via RiBUS.

During the test, the Revelation Board keeps transferring data to 70BT817 via RiBUS with full SPI speed at 6 MHz.

Animated pictures were presented on the screen.

Mode B:

The images were generated by the Revelation Board.

During the test, the Revelation Board was disconnected to eliminate the radiated emission from it.

The RVT70HSTNWC00-B connected with 70BT817 was powered via RiBUS, and a non-animated picture was presented from the internal BT817Q memory.



4.3 Measuring device and test settings

EQUIPMENT	MODEL	VERSION
EMI test receiver	Rohde & Schwarz ESW-44	1.72 SP1

Meas BW: 120000,000000 Hz	Filter Type: Quasipeak	Meas Time: 1,000000 s	Center Freq: 221100000,000000 Hz
Attenuation: 0,000000 dB	Auto Range: On	Auto Preamp: On	Preamp: On
Preselector: On	Filter Split: Off	Notch Filter 1: Off	Notch Filter 2: Off
Input: 1 DC			

5. TEST RESULTS

5.1 The test result of Mode A:

Test condition

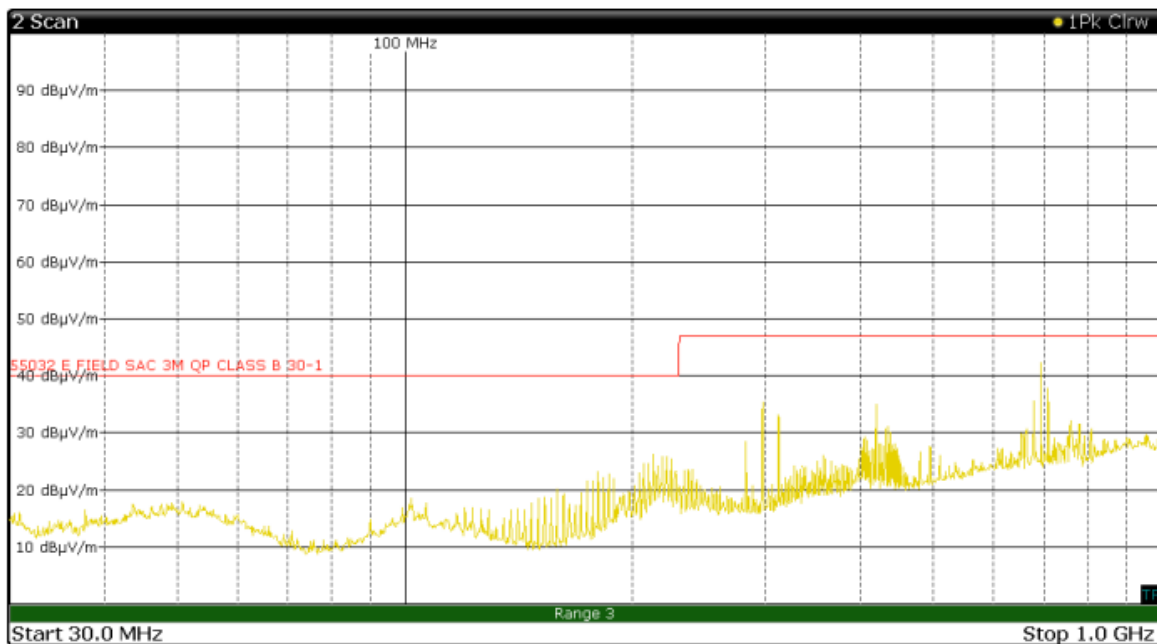
Power supply: Battery 6 V

External oscillator: 12.00MHz

PCLK: 51.0MHz

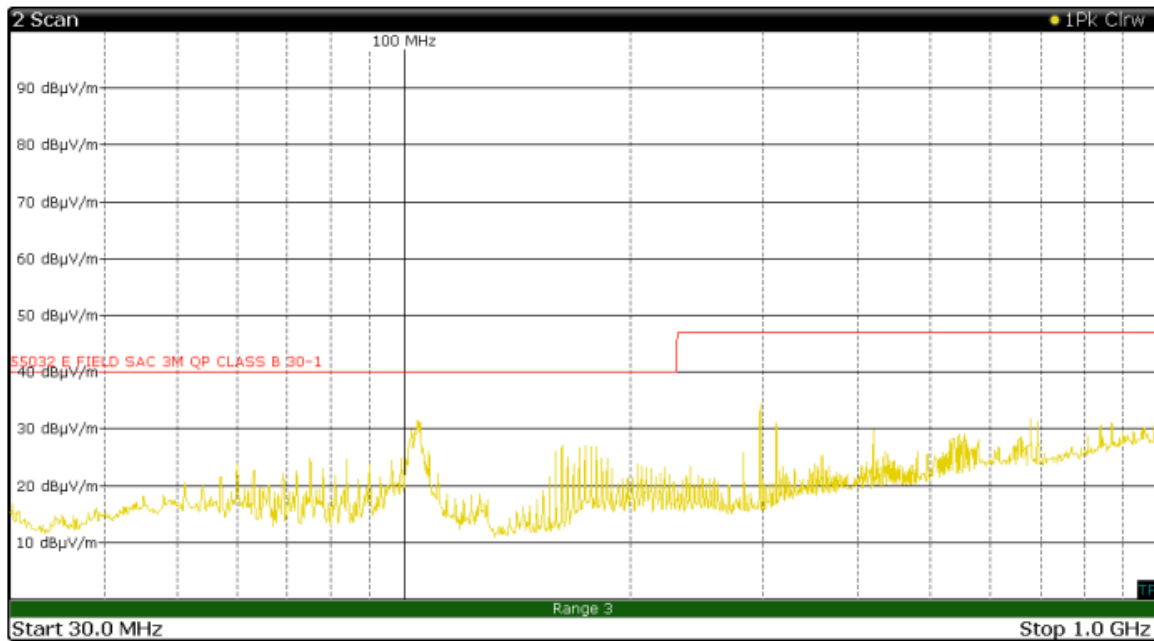
Device and test settings: Same settings as subchapter 4.3 presented.

Horizontal:





Vertical:



5.2 The test result of Mode B:

Test condition

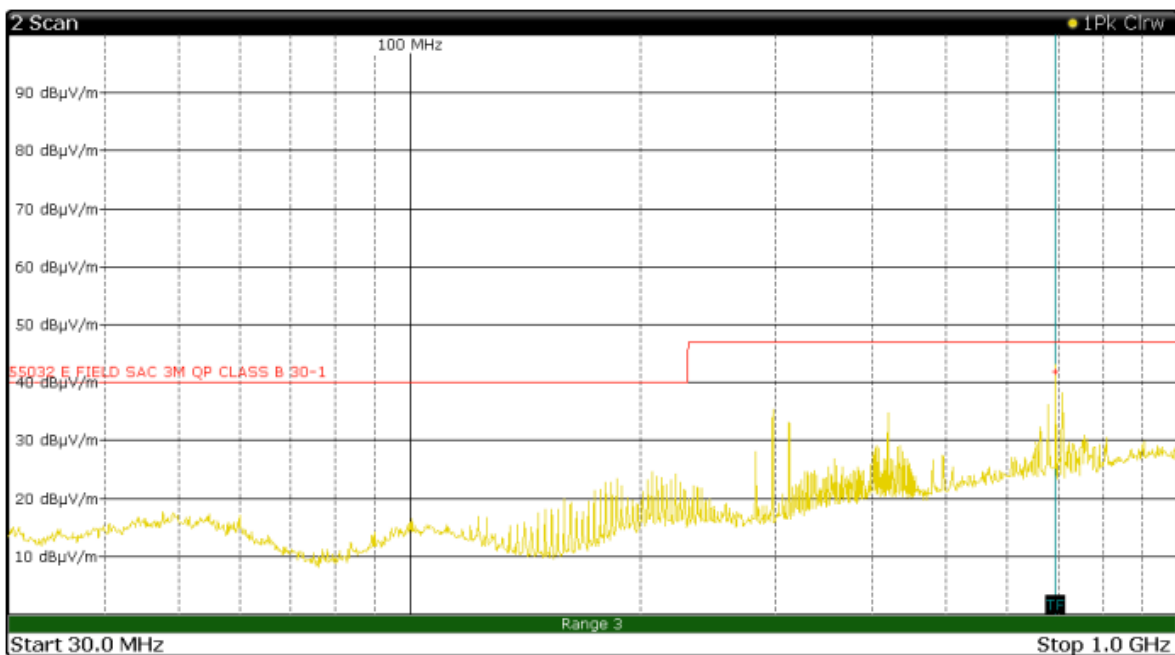
Power supply: Battery 6 V

External oscillator: 12.00MHz

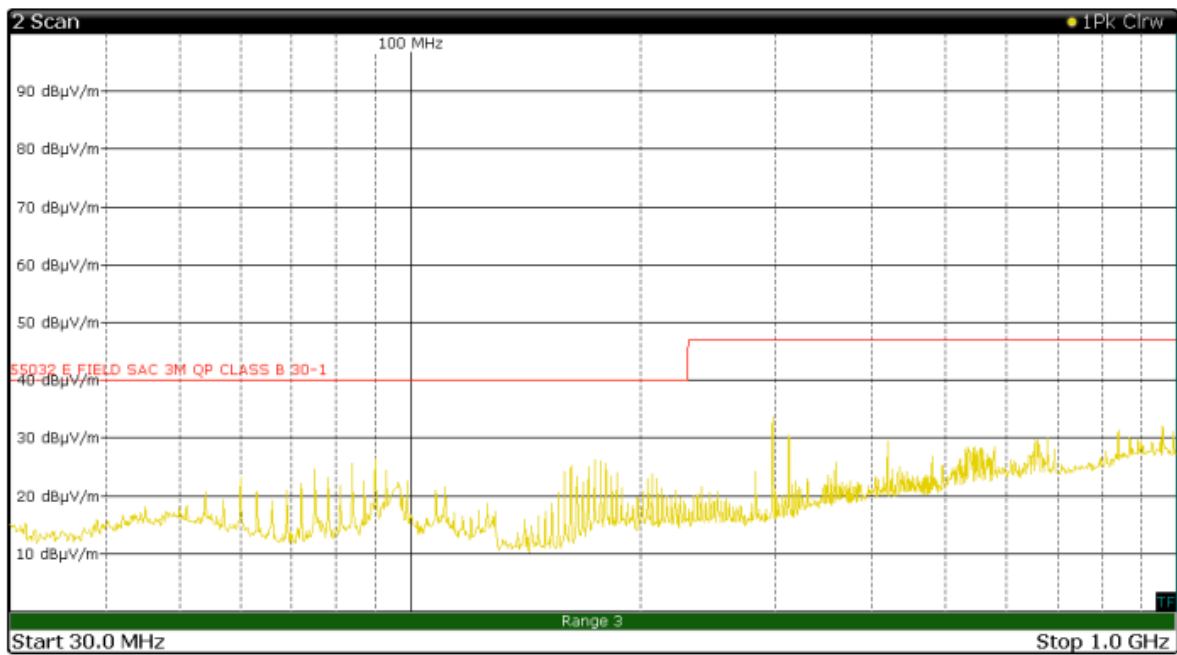
PCLK: 51.0MHz

Device and test settings: Same settings as subchapter 4.3 presented.

Horizontal:



Vertical:



6. Photos

Figure 1. Radiation Emission 30-1000MHz Test Back View







Figure 2. Radiation Emission 30-1000MHz Test Front View



7. Summary

The test results confirmed the low electromagnetic emissions of Riverdi HB, IPS 7.0" displays, even when displaying dynamic pictures.

Riverdi HB, IPS 7.0" displays have undergone EMI compliance self-tests and performed well at specified EMI limits.

In consequence, Riverdi HB, IPS 7.0" displays will not impact the environment due to the very low emission levels measured.

Hi, I am here to help you!
If you have any additional
questions, please contact
our support via email:
contact@riverdi.com

