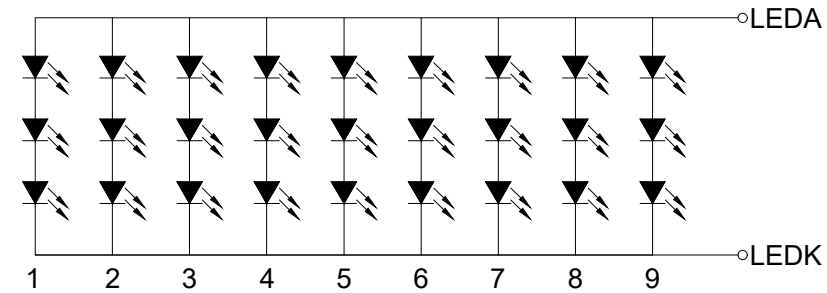
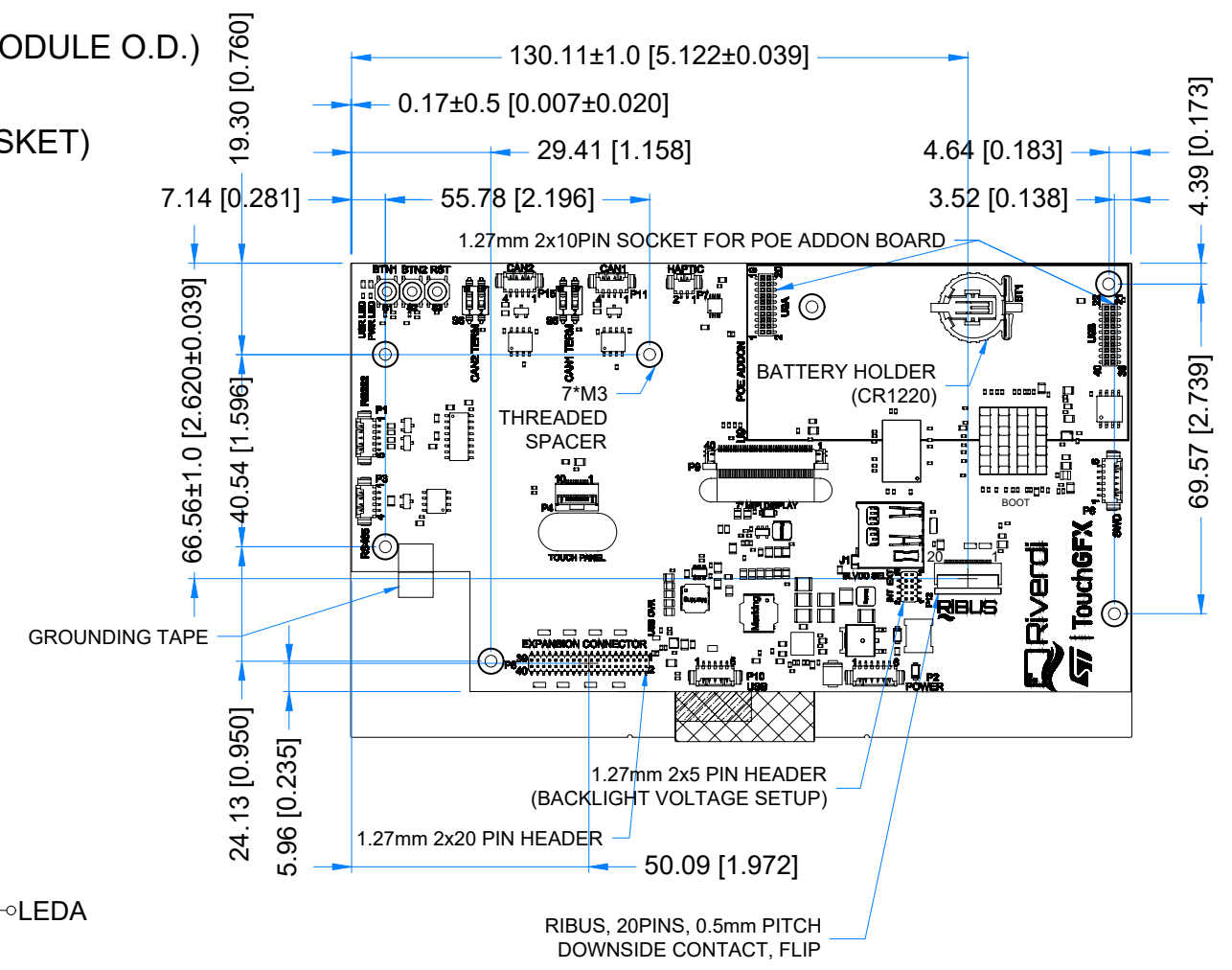
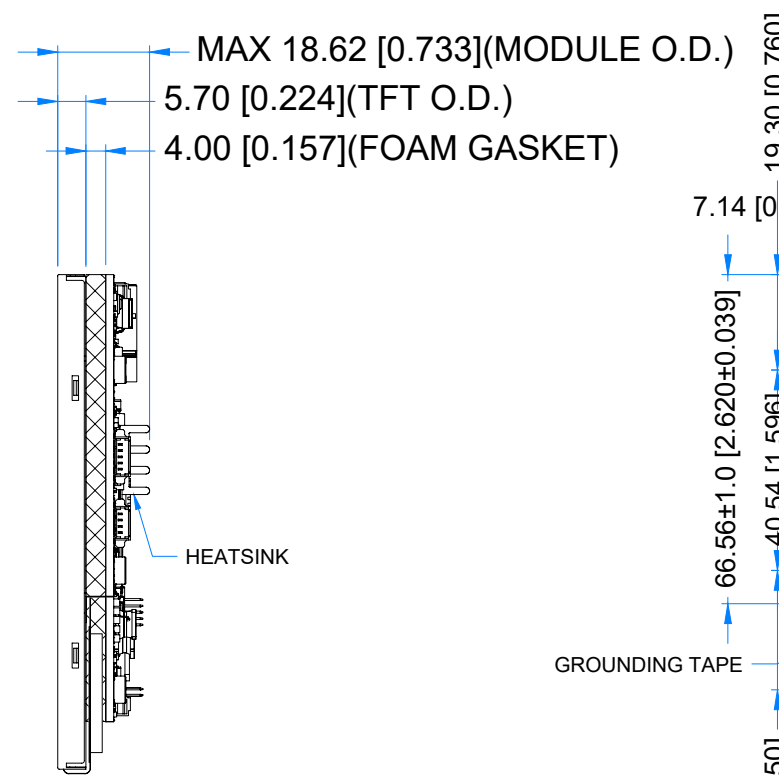
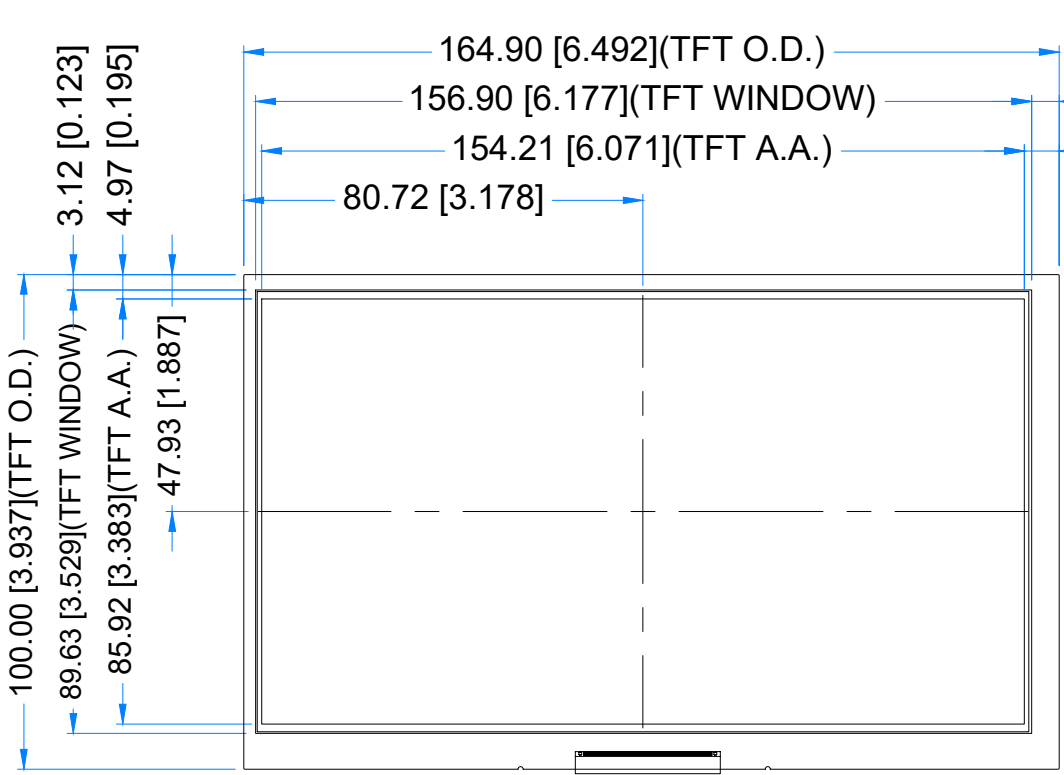


Revision:	Changes:	Date:
1.0	Initial Case	2022.04.11
1.1	Added Heatsink And Dimensions Overhaul	2022.07.08
1.2	PCB Update - 70STM32H7_Rev1.2	2022.11.03



LED Diagram Circuit

1.25 MM MOLEX CONNECTORS

NO.	TYPE	MATE WITH
P1 (RS232)	53261-0571	51021-0500
P2 (POWER)	53261-0671	51021-0600
P3 (RS485)	53261-0471	51021-0400
P6 (SWD)	53261-0671	51021-0600
P7 (HAPTIC)	53261-0271	51021-0200
P10 (USB)	53261-0571	51021-0500
P11 (CAN1)	53261-0471	51021-0400
P15 (CAN2)	53261-0471	51021-0400

1.27MM PIN HEADER AND SOCKET

NO.	TYPE	MATE WITH
P8	CH51402M100-0P	CBC1402D100 OR CBC1402M100-2P
U9a & U9b	PBHTD20SPP	CH51202V100 OR CH51202M100-0P
P12	62131021021	62200213421 (JUMPER)

- TFT NOTES:**
1. DISPLAY TYPE: TRANSMISSIVE, NORMALLY BLACK, IPS
 2. RESOLUTION: 1024x600
 3. VIEWING ANGLE: FREE
 4. SURFACE LUMINANCE: 1000 cd/m²
 5. MCU ON THE BOARD: STM32H757XIH6
 6. EXTERNAL FLASH MEMORY SIZE: 512Mbit
 7. EXTERNAL SDRAM SIZE: 64Mbit (32-bit access)
 8. SUPPLY VOLTAGE FOR MODULE: 6.0V - 48.0V

- GENERAL NOTES:**
1. OPERATING TEMPERATURE: -20°C ~ 70°C
 2. STORAGE TEMPERATURE: -30°C ~ 80°C
 3. WITHOUT INDIVIDUAL TOLERANCE: ±0.3mm[0.012inch]
 4. TOLERANCE OF PCB PLACEMENT: ±0.5mm[0.020inch]
 5. RoHS3 COMPLIANT

PN: RVT70HSSNWN00			
SN:			
DRAWN: M.Natywa	2022.11.03	1:1.53	
CHECKED: Carol Gao	2022.11.07	[mm]	
APPR:		ISO A3	