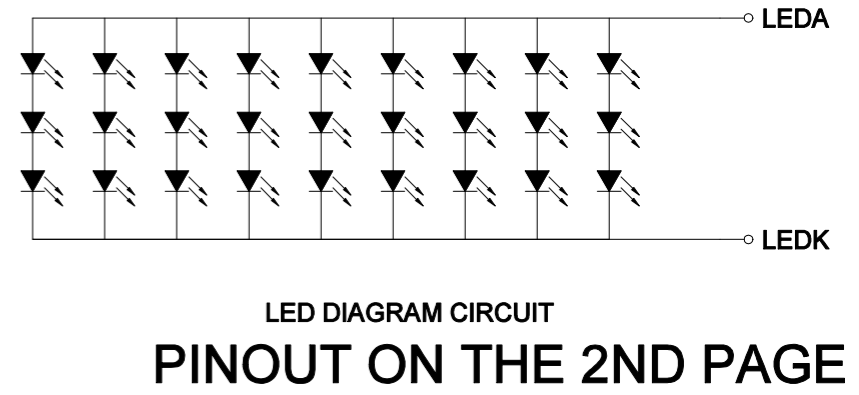
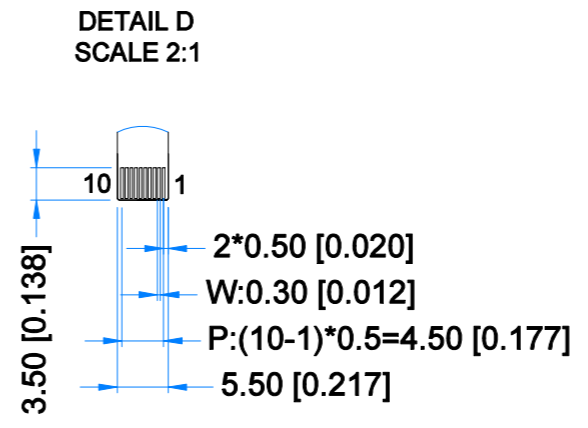
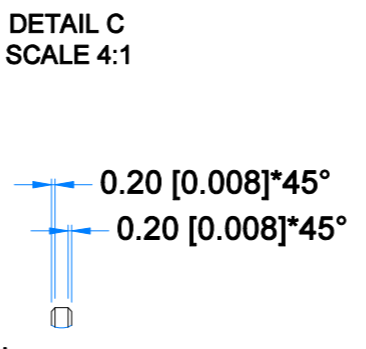
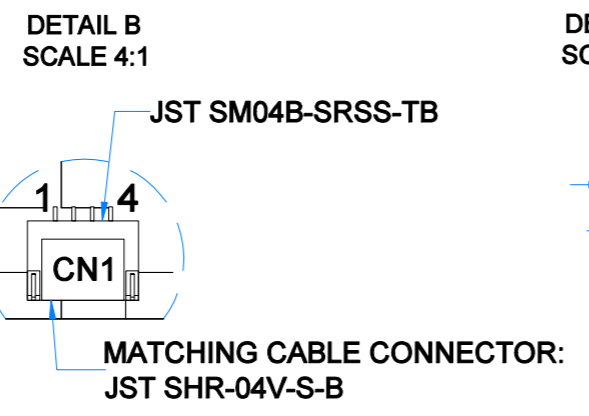
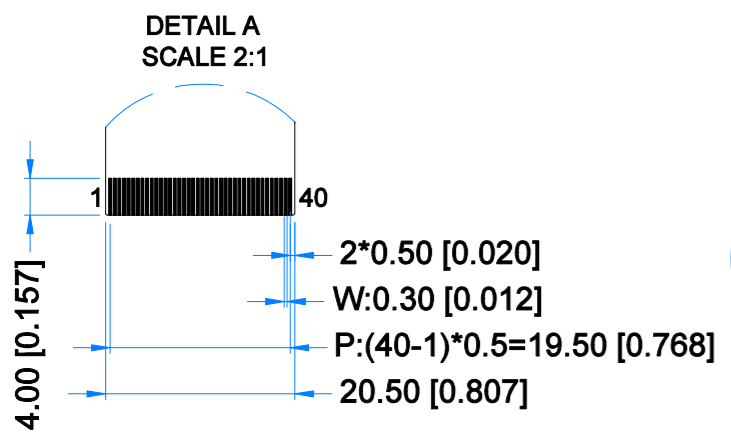
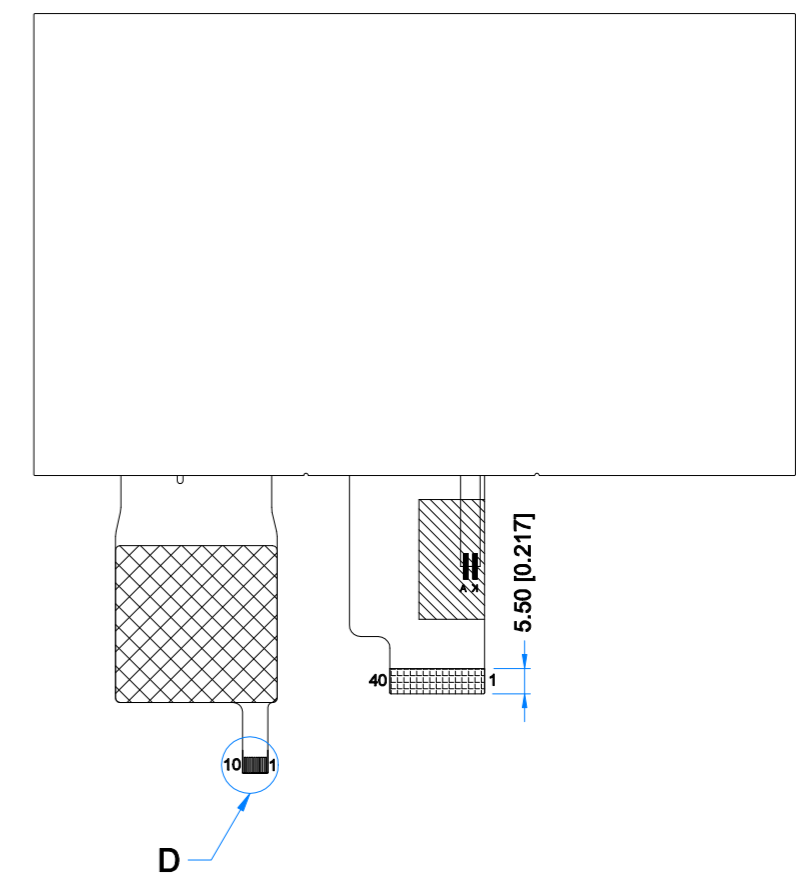
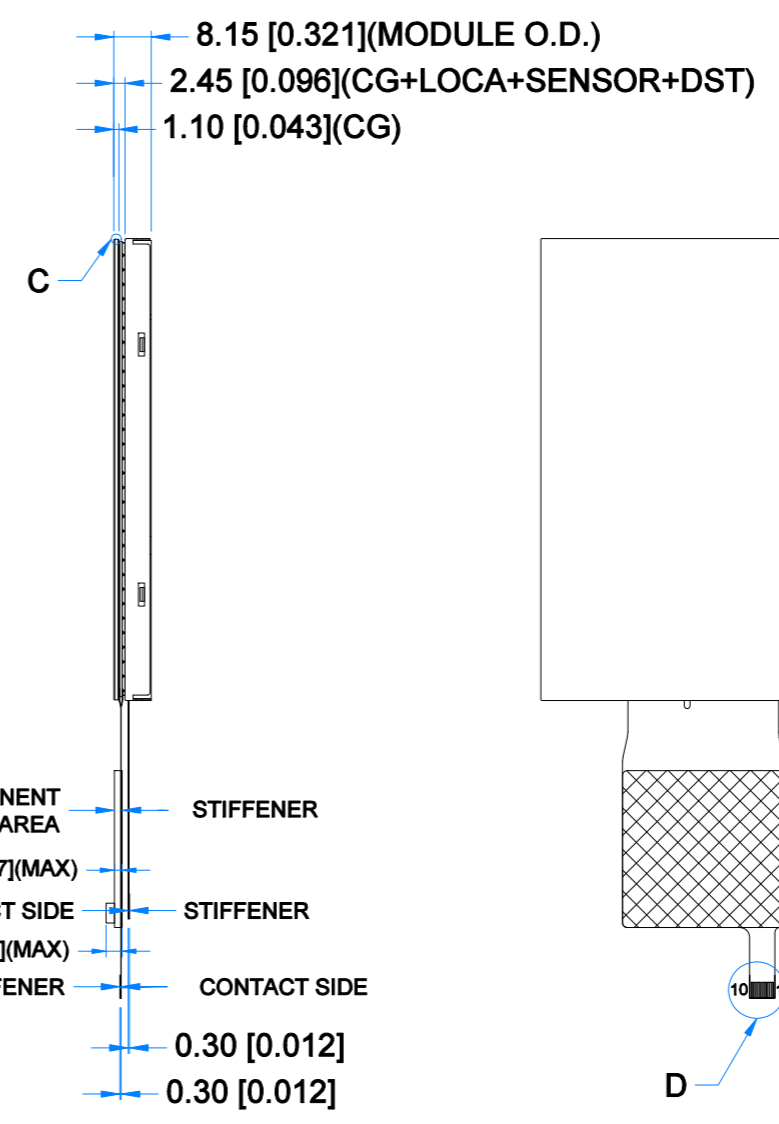
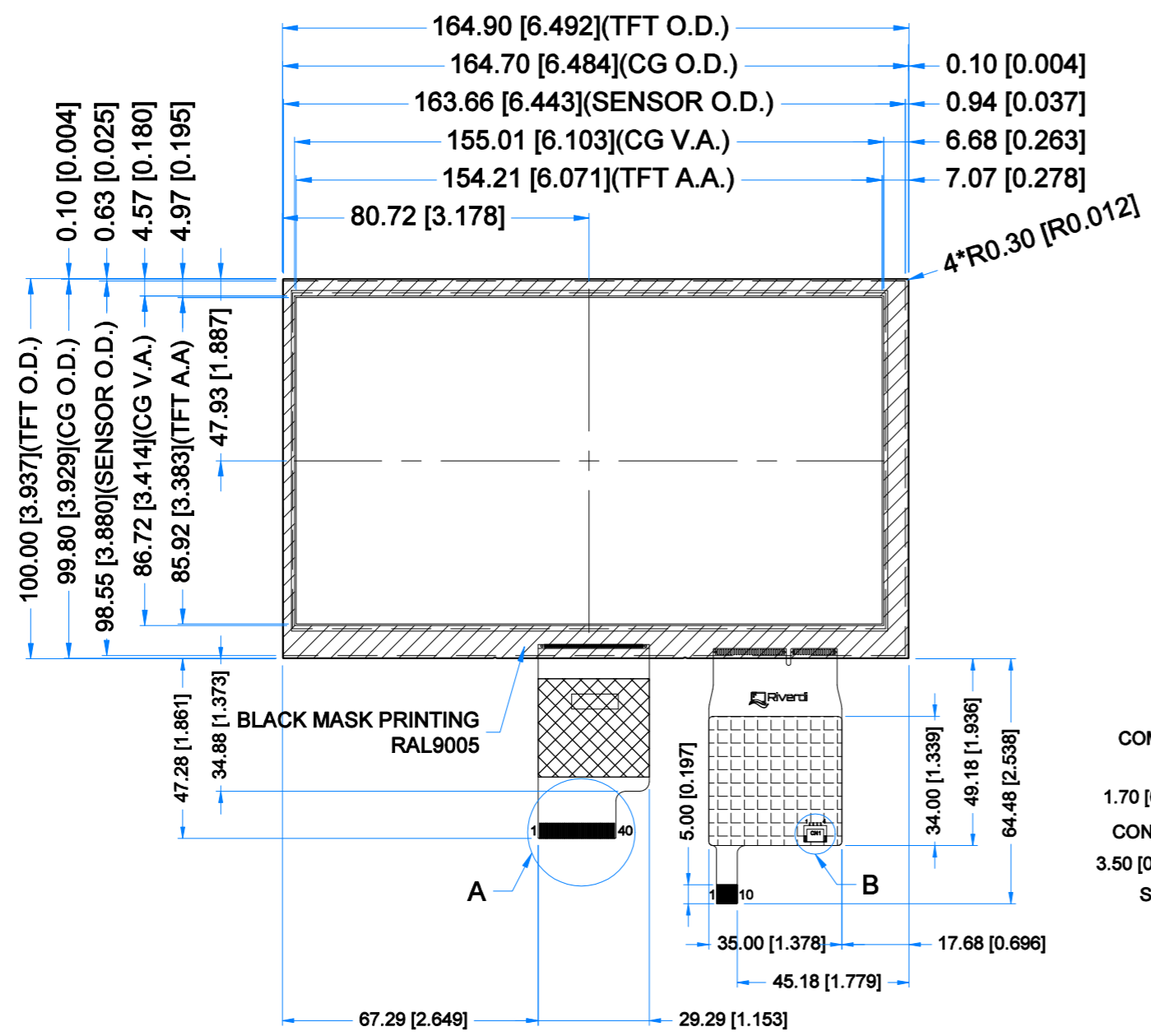


Revision:	Changes:	Date:
1.1	Adding "inch" unit	2021.04.06



**TFT NOTES:**  
 1. LCD TYPE: TRANSMISSIVE, NORMALLY BLACK, IPS  
 2. RESOLUTION: 1024x800  
 3. VIEWING ANGLE: FREE  
 4. INTERFACE: LVDS  
 5. IC CONTROLLER: EK79001HK+EK73215BCGA  
 6. OPERATION VOLTAGE: 3.3V  
 7. BACKLIGHT: 27PCS LED,  $V_f=9.6V$ ,  $I_f=270mA$

**TP NOTES:**  
 1. TP STRUCTURE: G+G  
 2. CG THICKNESS: 1.10 mm  
 3. DRIVER IC: ILI2132A  
 4. INTERFACE: USB/I2C/OPTIONAL UART  
 5. OPERATING VOLTAGE: 3.3V(CTP I2C); 5.0V(CTP USB)

**GENERAL NOTES:**  
 1. MODULE SURFACE LUMINANCE: 800 cd/m<sup>2</sup>  
 2. OPERATING TEMPERATURE: -20°C ~ 70°C  
 3. STORAGE TEMPERATURE: -30°C ~ 80°C  
 4. WITHOUT INDIVIDUAL TOLERANCE: ±0.3mm  
 5. RoHS COMPLIANT

PN: RVT70HSLNWCA0	
SN:	
DRAWN: M.Natywa	2021.03.31 1:1.64
CHECKED: Carol Gao	2021.04.06 [mm]
APPR:	ISO A3 P. 1 of 1





TFT CONNECTOR			
Pin No.	Desc.	Pin No.	Desc.
1	VCOM	21	RXIN3+
2	VDD	22	GND
3	VDD	23	NC
4	NC	24	NC
5	RESET	25	GND
6	STBYB	26	NC
7	GND	27	NC
8	RXINO-	28	SELB
9	RXINO+	29	AVDD
10	GND	30	GND
11	RXIN1-	31	LED-
12	RXIN1+	32	LED-
13	GND	33	L/R
14	RXIN2-	34	U/D
15	RXIN2+	35	VGL
16	GND	36	NC
17	RXCLKIN-	37	NC
18	RXCLKIN+	38	VGH
19	GND	39	LED+
20	RXIN3-	40	LED+

TOUCH PANNEL CONNECTOR			
Pin No.	Desc.	Pin No.	Desc.
1	USB_GND	6	I2C_VDD(3.3V)
2	USB_VDD(5.0V)	7	I2C_RST
3	USB_D-	8	I2C_SCL
4	USB_D+	9	I2C_INT
5	I2C_GND	10	I2C_SDA

CN1			
Pin No.	Desc.	Pin No.	Desc.
1	USB_VDD(5.0V)	3	USB_D+
2	USB_D-	4	USB_GND