



BACKLIGHT DRIVING SCHEMATIC FOR RIVERDI HB IPS 5.0" TFT SERIES

Rev.1.0
2022-09-05

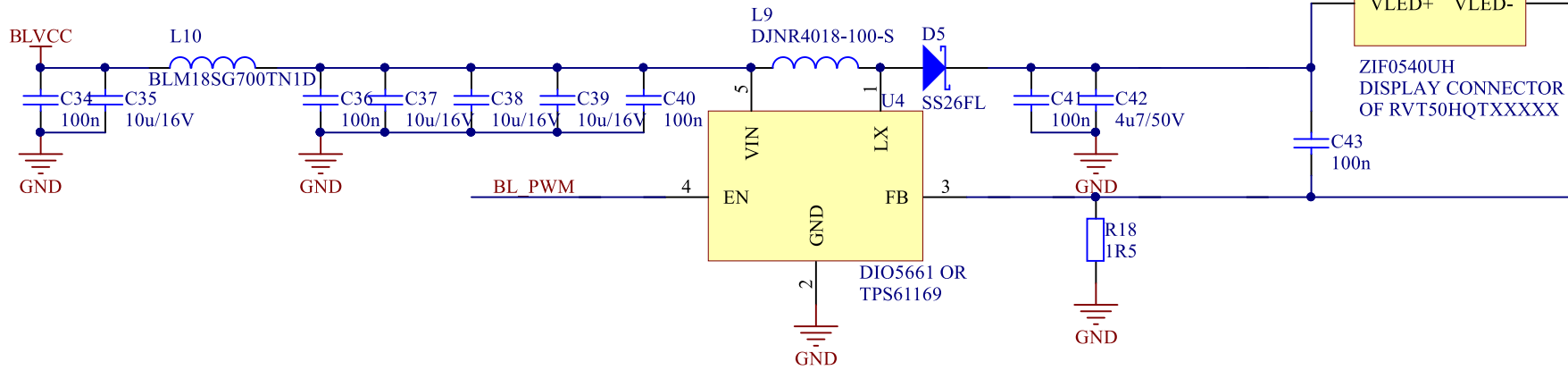
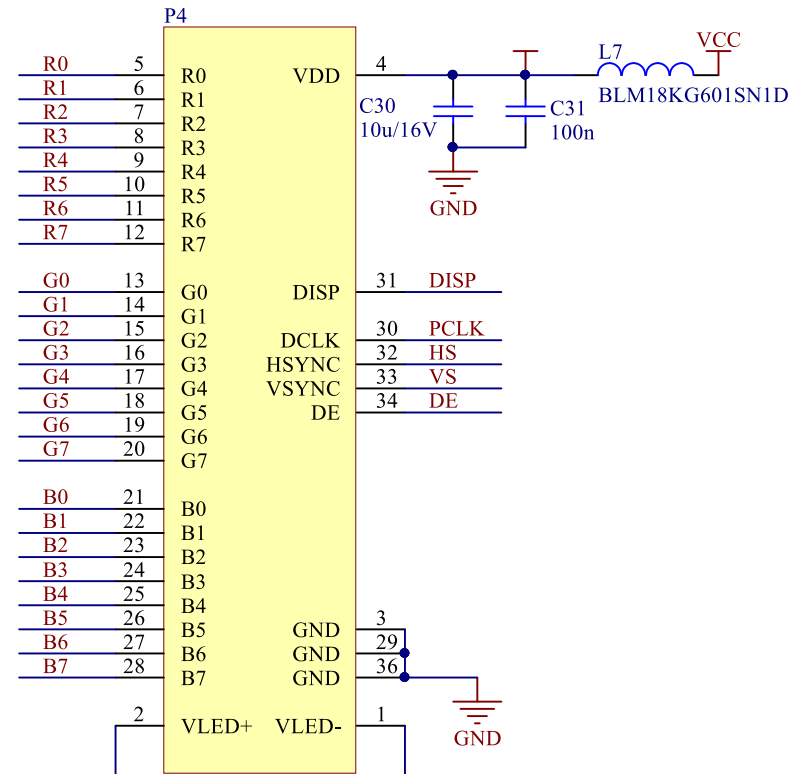
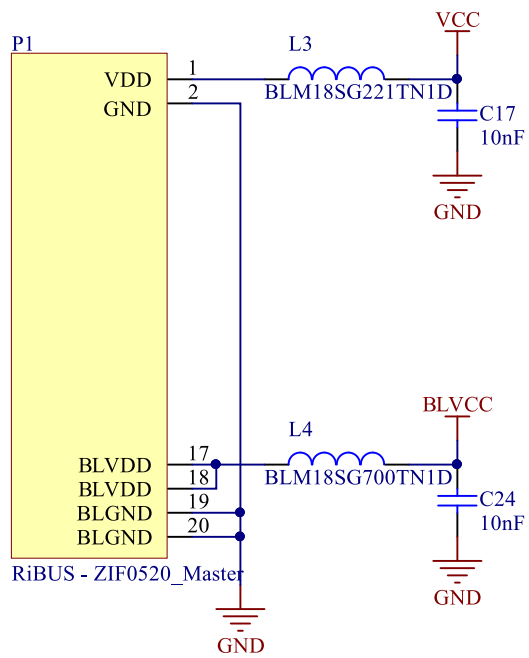
An example of the backlight driving circuit for the below product:

PRODUCT NAME	DESCRIPTION
RVT50HQTNWN00	HB, IPS, 5.0", 800x480, 1000cd/m ² , RGB, No touch panel,
RVT50HQTFWN00	HB, IPS, 5.0", 800x480, 1000cd/m ² , RGB, No touch panel, Metal frame
RVT50HQTNWC00-B	HB, IPS, 5.0", 800x480, 850cd/m ² , RGB, uxTouch, Optical bonding
RVT50HQTNWC00	HB, IPS, 5.0", 800x480, 800cd/m ² , RGB, uxTouch, Air bonding
RVT50HQTNWCA0	HB, IPS, 5.0", 800x480, 800cd/m ² , RGB, aTouch, Air bonding
RVT50HQTFWCA0	HB, IPS, 5.0", 800x480, 800cd/m ² , RGB, aTouch, Air bonding, Metal frame



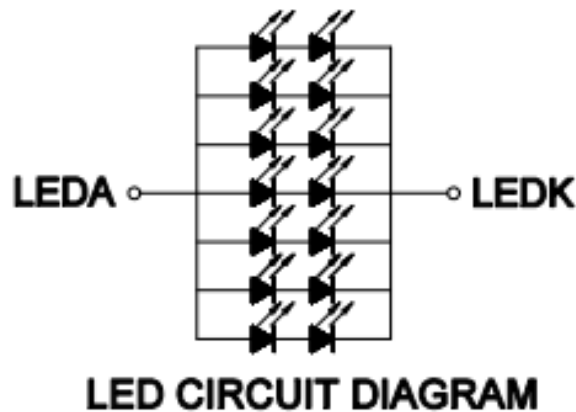
1. REVISION RECORD

REV NO.	REV DATE	CONTENTS	REMARKS
1.0	2022-09-05	Initial Release	





Internal backlight circuit of Riverdi HB, IPS 5.0" Series is built with 2x7 (2LEDs in a row) LED matrix.



Backlight parameters of Riverdi 5.0" HB, IPS series.

PARAMETER	SYMBOL	MIN	TYP	MAX	UNIT
Backlight Driving Voltage	V_F	11.2	12.0	12.8	V
Backlight Driving Current	I_F	-	140	-	mA
Backlight Power Consumption	W_{BL}	-	1680	-	mW
Backlight Lifetime	-	-	50,000	-	hours

To get the full brightness, the driving current (I_F) needs to reach 140mA.

The recommended LED driver is TPS61169 or DIO566,

For example, the feedback voltage of TPS61169: $V_{FB} (max)=204mV$

In our design, R18, as a feedback resistor, is set to 1.5R.

$$I_F (max)=V_{FB} (max)/R18$$

$$I_F (max)=204mV/1.5R \approx 140mA$$

Both TPS61169 and DIO5661 have PWM dimming control input to drive the LED current. TPS61169 and DIO5661 have built-in low-pass filter which changes internal feedback voltage. By that, inverter is not switched on-off with PMW signal but change LEDs current effectively in continuous way which cause low EMI emissions.

Please note that all Riverdi displays are designed to have low emission, that's why many LC components like beads and capacitors are on the schematic. They are not necessary but strongly recommended.

Recommended PMW frequency is 5kHz – 100kHz for TPS61169 or 200Hz - 200kHz for DIO5661.



Hi, I am here to help you!
If you have any additional
questions, please contact
our support via email:
contact@riverdi.com

