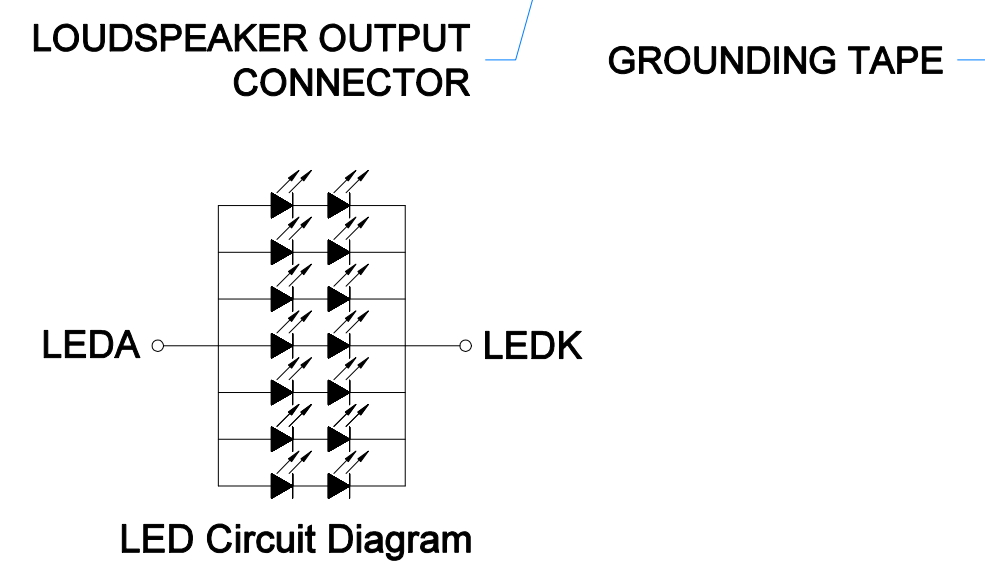
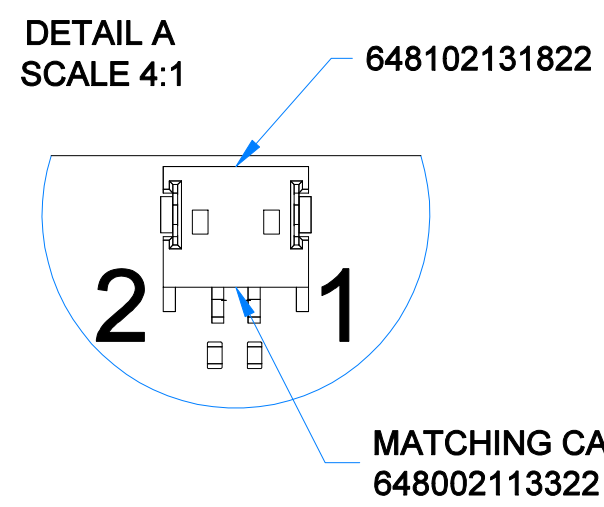
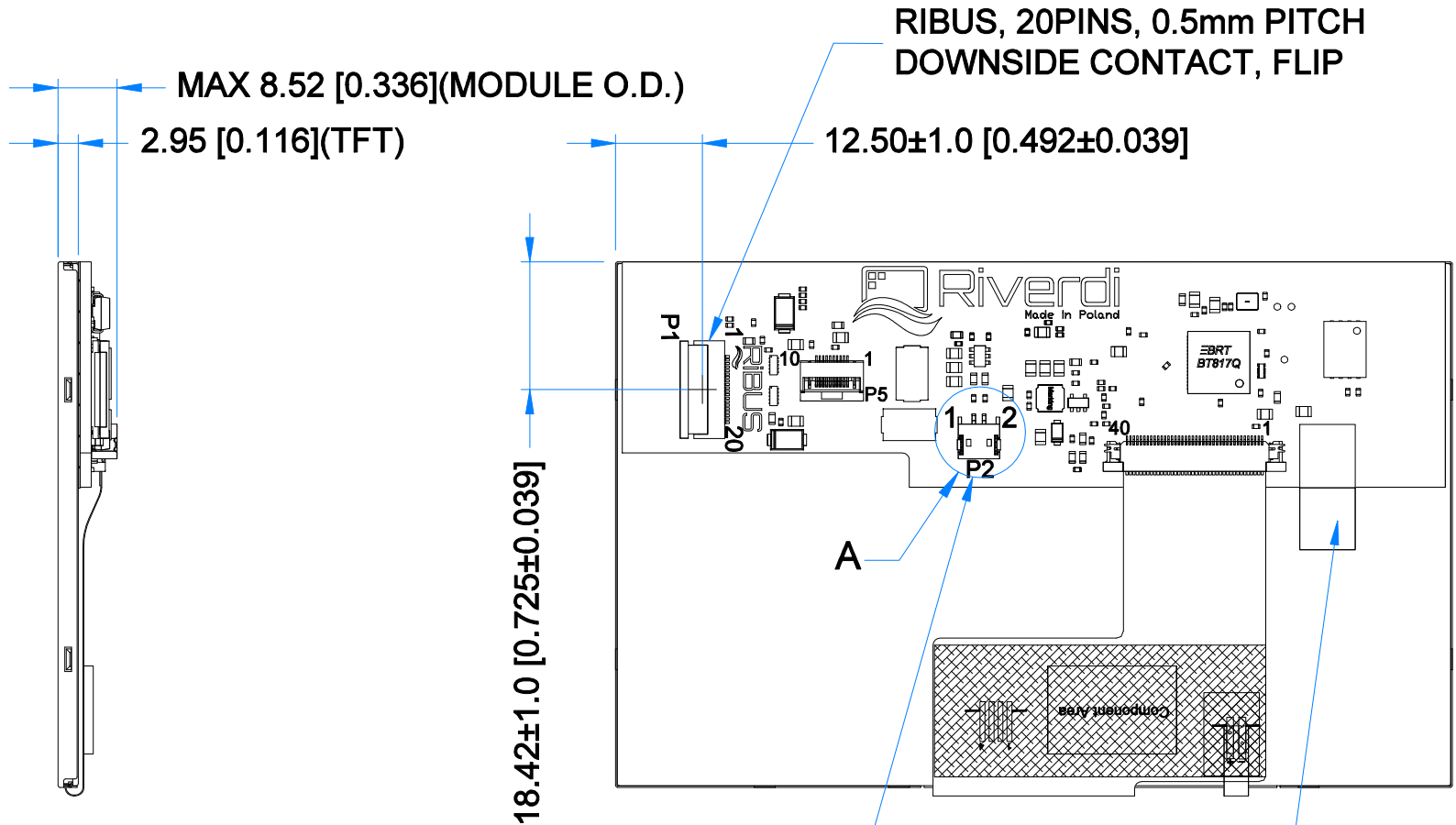
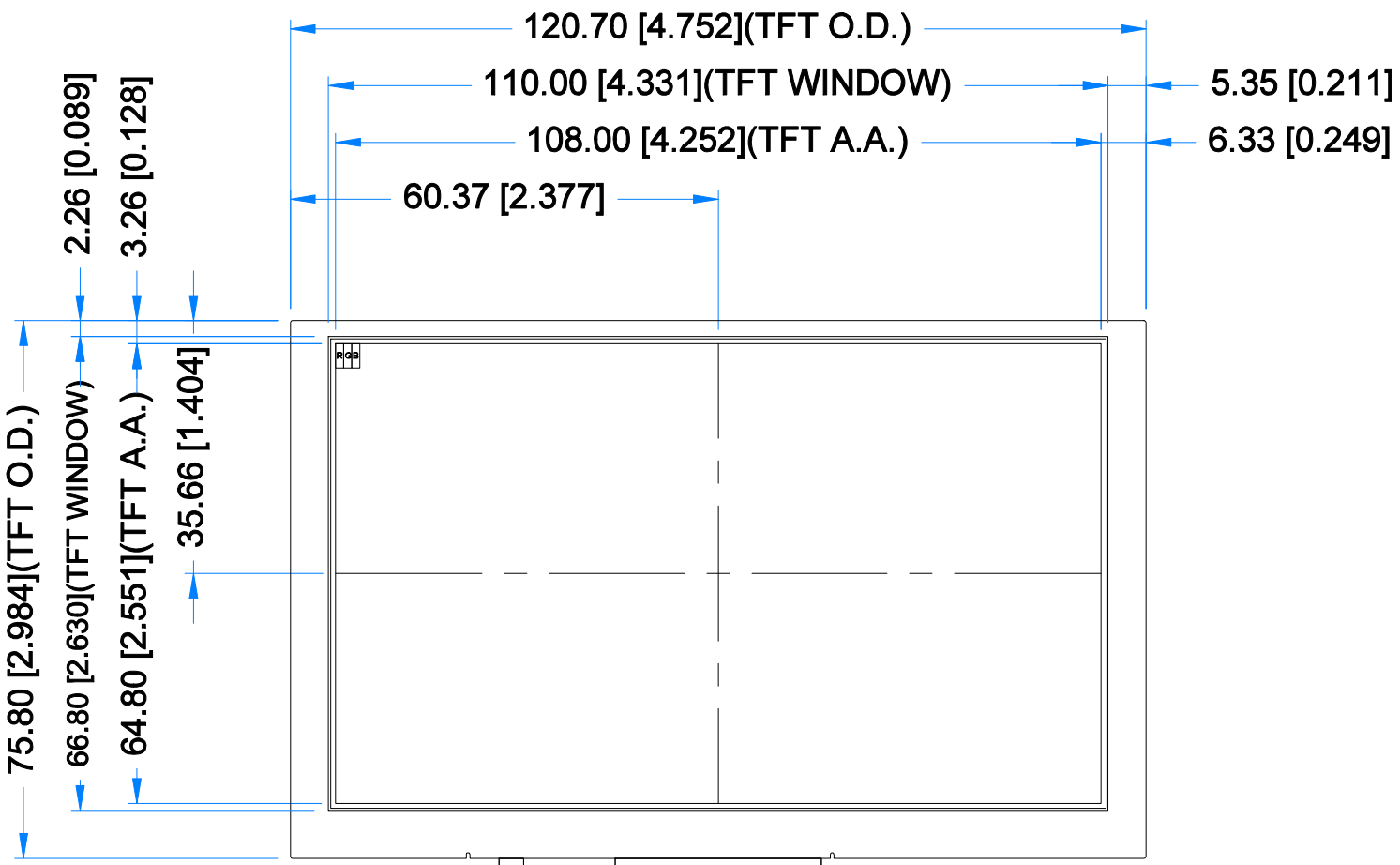


Revision:	Changes:	Date:
1.0	Initial Case	2020.12.09
1.1	PCB Update And Dimension Overhaul	2021.04.26
1.2	Adding Speaker PN And Matching Connector PN	2021.07.08
1.3	PCB Update And Added Grounding Tape And Dimensions Overhaul	2022.08.18



LCD NOTES:

1. LCD TYPE: TRANSMISSIVE, NORMALLY BLACK, IPS
2. RESOLUTION: 800x480
3. VIEWING ANGLE: FREE
4. SURFACE LUMINANCE: 1000cd/m²
5. DRIVER IC ON BOARD: BT817Q
6. INTERFACE: SPI/QSPI
7. SUPPLY VOLTAGE FOR MODULE: 3.3V
8. SUPPLY VOLTAGE FOR BACKLIGHT: 5.0V(TYP.), BUILT-IN LED DRIVER

GENERAL NOTES:

1. P5 IS AN UNUSED PCAP CONNECTOR ON THIS MODULE
2. OPERATING TEMPERATURE: -20°C ~ 70°C
3. STORAGE TEMPERATURE: -30°C ~ 80°C
4. WITHOUT INDIVIDUAL TOLERANCE: ±0.3mm[0.012inch]
5. RoHS3 COMPLIANT

PN: RVT50HQBNWN00			
SN:			
DRAWN: M.Natywa	2022.08.18	1:1.00	
CHECKED: Carol	2022.08.23	[mm]	
APPR:			



P1-RIBUS CONNECTOR			
Pin No.	Desc.	Pin No.	Desc.
1	VDD	11	GPIO.1/IO.2
2	GND	12	GPIO.2/IO.3
3	SPI_SCLK	13	NC
4	MISO/IO.1	14	NC
5	MOSI/IO.0	15	NC
6	CS	16	NC
7	INT	17	BLVDD
8	RST/PD	18	BLVDD
9	GPIO.0	19	BLGND
10	DISP_AUDIO	20	BLGND

P2-LOUDSPEAKER OUTPUT CONNECTOR			
Pin No.	Desc.	Pin No.	Desc.
1	SPEAKER+	2	SPEAKER-