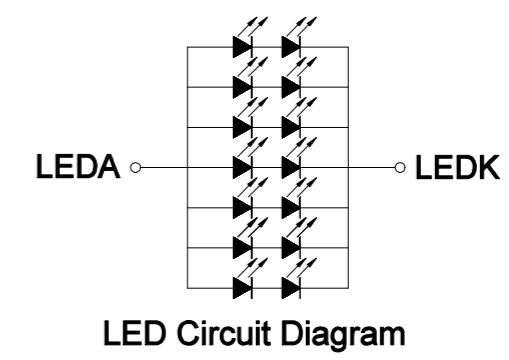
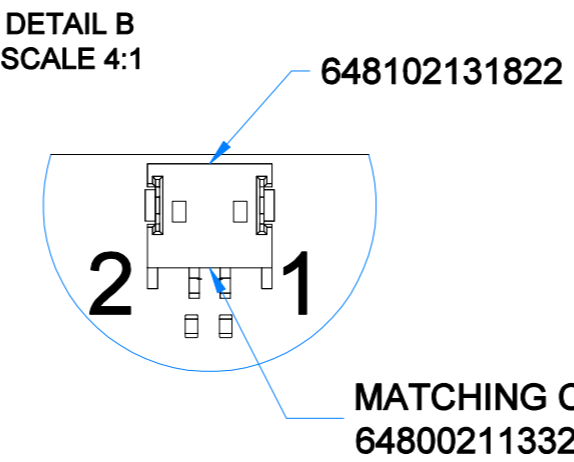
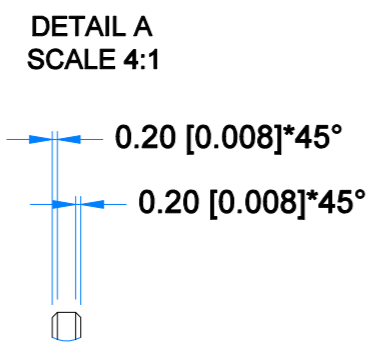
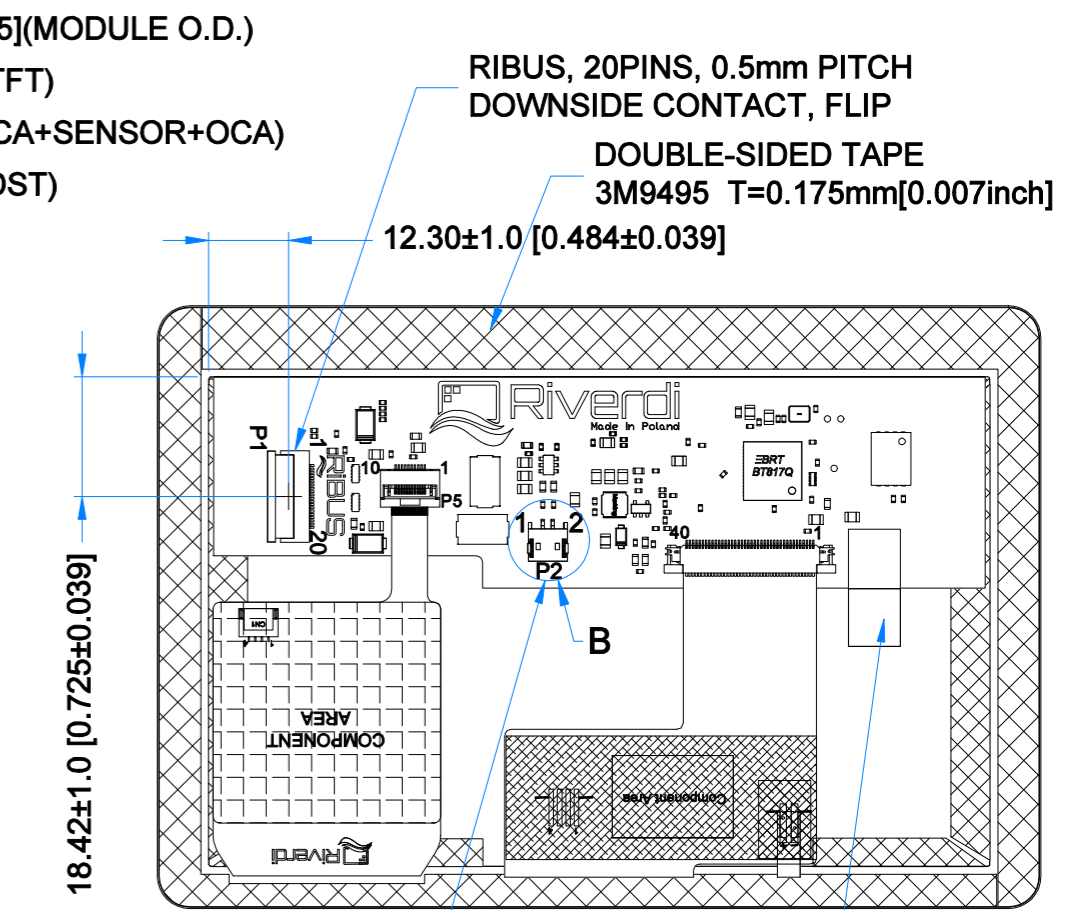
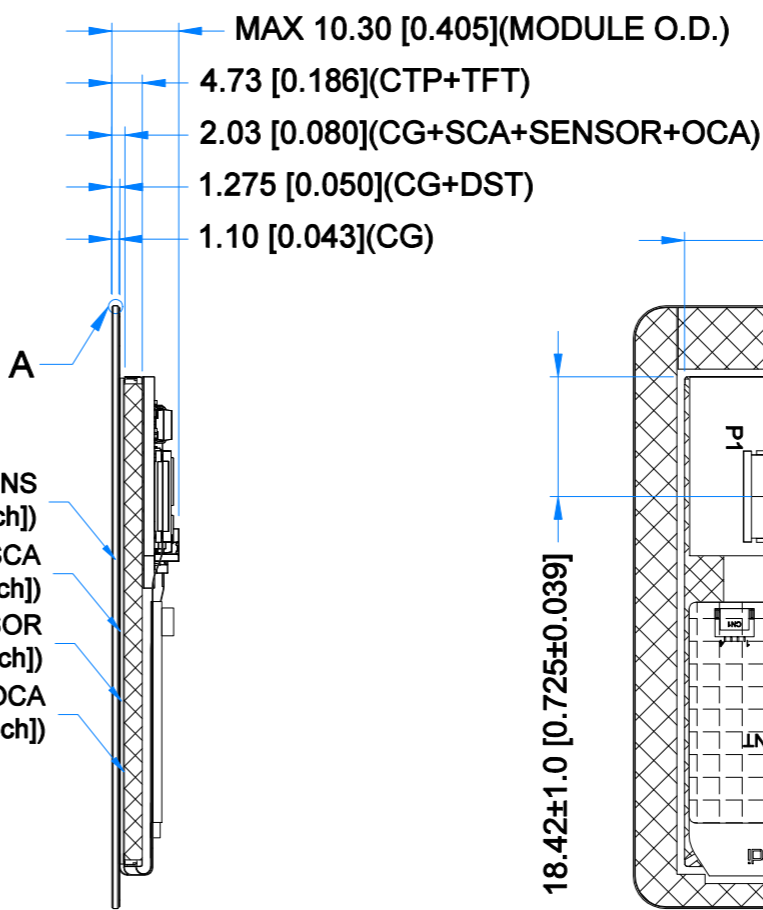
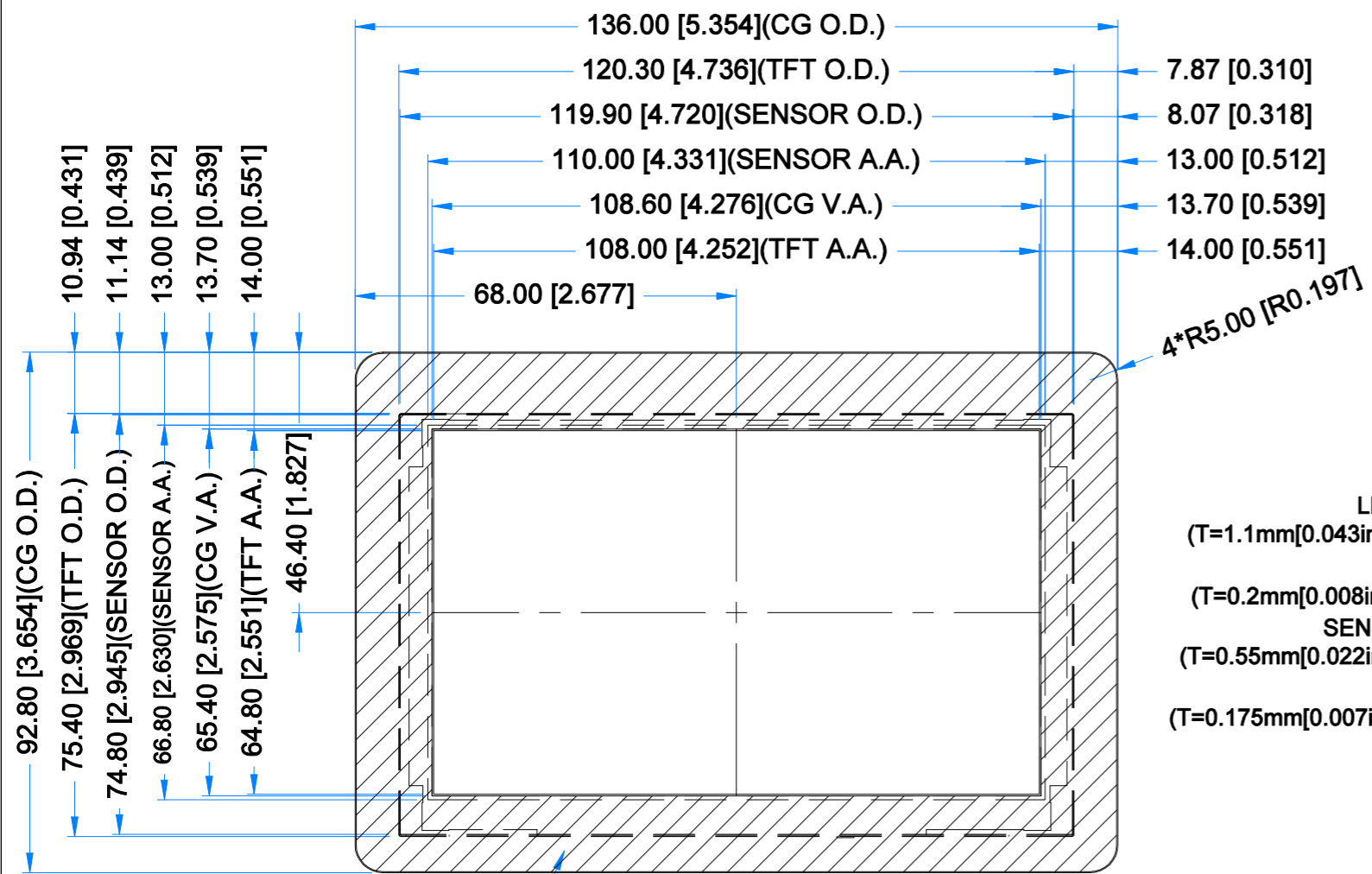


Revision:	Changes:	Date:
1.0	Initial Case	2020.12.09
1.1	PCB Update And Dimension Overhaul	2021.04.27
1.2	Adding Speaker PN And Matching Connector PN	2021.07.08
1.3	PCB Update And Added Grounding Tape And Dimensions Overhaul	2022.08.18



**LCD NOTES:**  
 1. LCD TYPE: TRANSMISSIVE, NORMALLY BLACK, IPS  
 2. RESOLUTION: 800x480  
 3. VIEWING ANGLE: FREE  
 4. SURFACE LUMINANCE: 850 cd/m<sup>2</sup>  
 5. DRIVING IC ON THE BOARD: BT817Q  
 6. INTERFACE: SPI/QSPI  
 7. SUPPLY VOLTAGE FOR MODULE: 3.3V  
 8. SUPPLY VOLTAGE FOR BACKLIGHT: 5.0V(TYP.), BUILT-IN LED DRIVER

**TP NOTES:**  
 1. TP STRUCTURE: G+G  
 2. CG THICKNESS: 1.10mm[0.043inch]  
 3. SURFACE HARDNESS: 7H  
 4. DRIVER IC: ILI2132A  
 5. INTERFACE: SPI/QSPI VIA RIBUS AND BT817Q

**GENERAL NOTES:**  
 1. OPTICAL BONDING BETWEEN TFT AND CTP  
 2. OPERATING TEMPERATURE: -20°C ~ 70°C  
 3. STORAGE TEMPERATURE: -30°C ~ 80°C  
 4. WITHOUT INDIVIDUAL TOLERANCE: ±0.3mm[0.012inch]  
 5. RoHS3 COMPLIANT

PN: RVT50HQBNWC00-B  
 SN:  
 DRAWN: M.Natywa  
 CHECKED: Carol  
 APPR:

**Riverdi**  
 2022.08.18 1:1.16  
 2022.08.23 [mm]  
 ISO A3 P. 1 of 1



P1-RIBUS CONNECTOR			
Pin No.	Desc.	Pin No.	Desc.
1	VDD	11	GPIO.1/IO.2
2	GND	12	GPIO.2/IO.3
3	SPI_SCLK	13	NC
4	MISO/IO.1	14	NC
5	MOSI/IO.0	15	NC
6	CS	16	NC
7	INT	17	BLVDD
8	RST/PD	18	BLVDD
9	GPIO.0	19	BLGND
10	DISP_AUDIO	20	BLGND

P2-LOUDSPEAKER OUTPUT CONNECTOR			
Pin No.	Desc.	Pin No.	Desc.
1	SPEAKER+	2	SPEAKER-