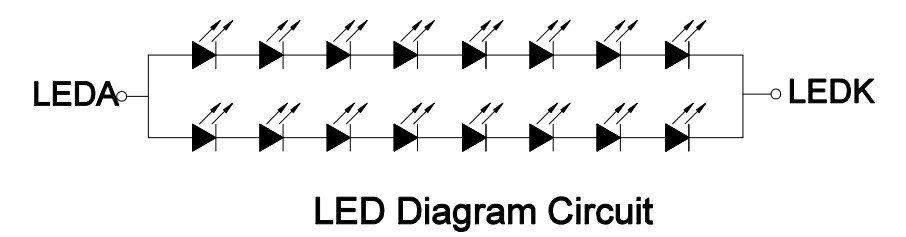
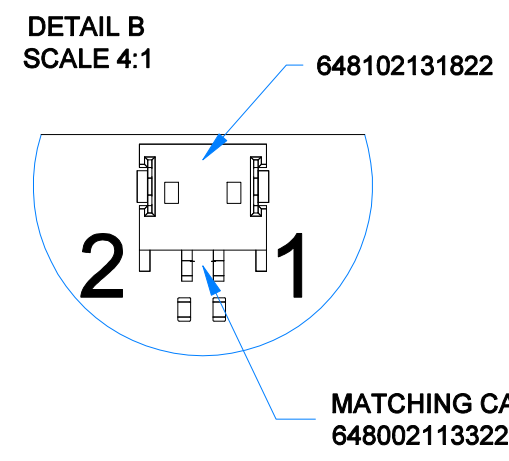
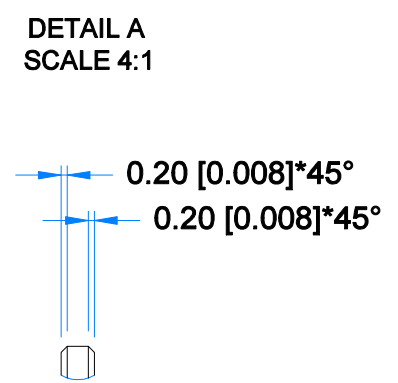
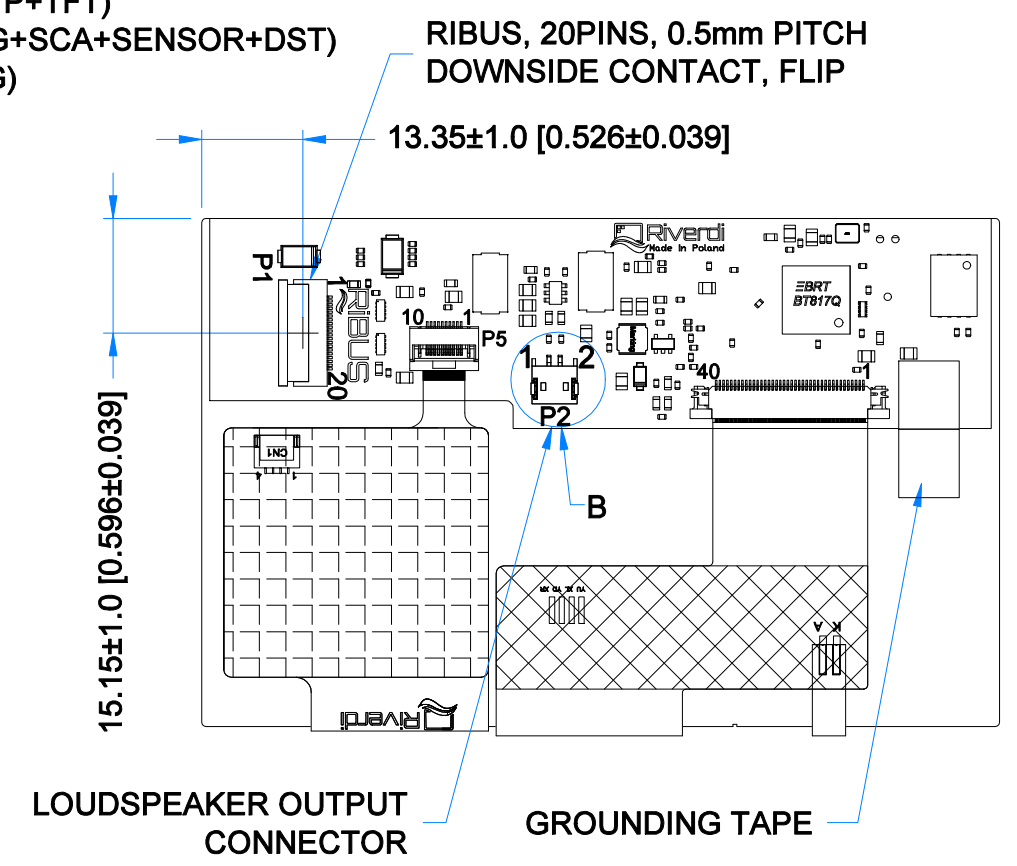
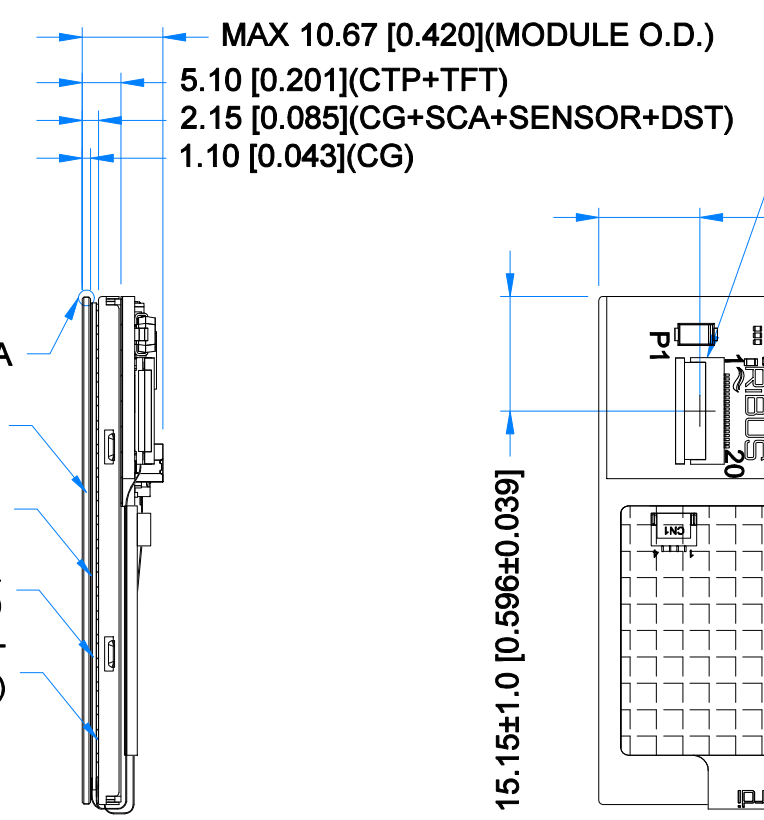
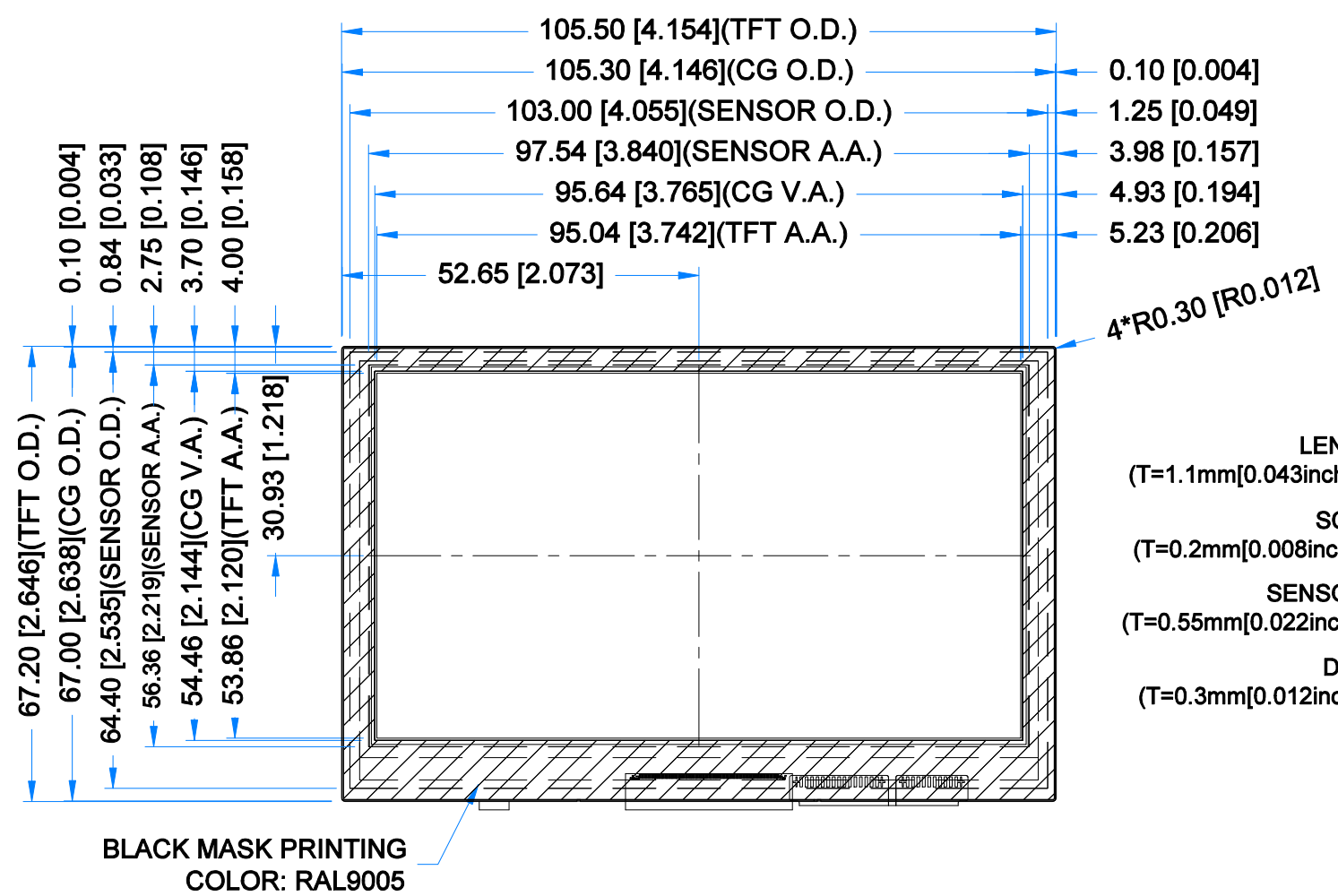


Revision:	Changes:	Date:
1.0	Initial Case	2021.08.27
1.1	PCB Update And Added Grounding Tape And Dimensions Overhaul	2022.08.18



**TFT NOTES:**

- LCD TYPE: TRANSMISSIVE, NORMALLY BLACK, IPS
- RESOLUTION: 480x272
- VIEWING ANGLE: FREE
- SURFACE LUMINANCE: 800 cd/m<sup>2</sup>
- DRIVING IC ON THE BOARD: BT817Q
- INTERFACE: SPI/QSPI
- SUPPLY VOLTAGE FOR MODULE: 3.3V
- SUPPLY VOLTAGE FOR BACKLIGHT: 5.0V(TYP.), BUILT-IN LED DRIVER

**TP NOTES:**

- TP STRUCTURE: G+G
- CG THICKNESS: 1.10mm[0.043inch]
- SURFACE HARDNESS: 7H
- DRIVER IC: ILI2132A
- INTERFACE: SPI/QSPI VIA RIBUS AND BT817Q

**GENERAL NOTES:**

- AIR BONDING BETWEEN TFT AND CTP
- OPERATING TEMPERATURE: -20°C ~ 70°C
- STORAGE TEMPERATURE: -30°C ~ 80°C
- WITHOUT INDIVIDUAL TOLERANCE: ±0.3mm[0.012inch]
- RoHS3 COMPLIANT

PN: RVT43HLBNWCA0  
 SN:  
 DRAWN: M.Natywa  
 CHECKED: Carol  
 APPR:

2022.08.18 1:1.00  
 2022.08.23 [mm]  
 ISO A3 P. 1 of 1



P1-RIBUS CONNECTOR			
Pin No.	Desc.	Pin No.	Desc.
1	VDD	11	GPIO.1/IO.2
2	GND	12	GPIO.2/IO.3
3	SPI_SCLK	13	NC
4	MISO/IO.1	14	NC
5	MOSI/IO.0	15	NC
6	CS	16	NC
7	INT	17	BLVDD
8	RST/PD	18	BLVDD
9	GPIO.0	19	BLGND
10	DISP_AUDIO	20	BLGND

P2-LOUDSPEAKER OUTPUT CONNECTOR			
Pin No.	Desc.	Pin No.	Desc.
1	SPEAKER+	2	SPEAKER-