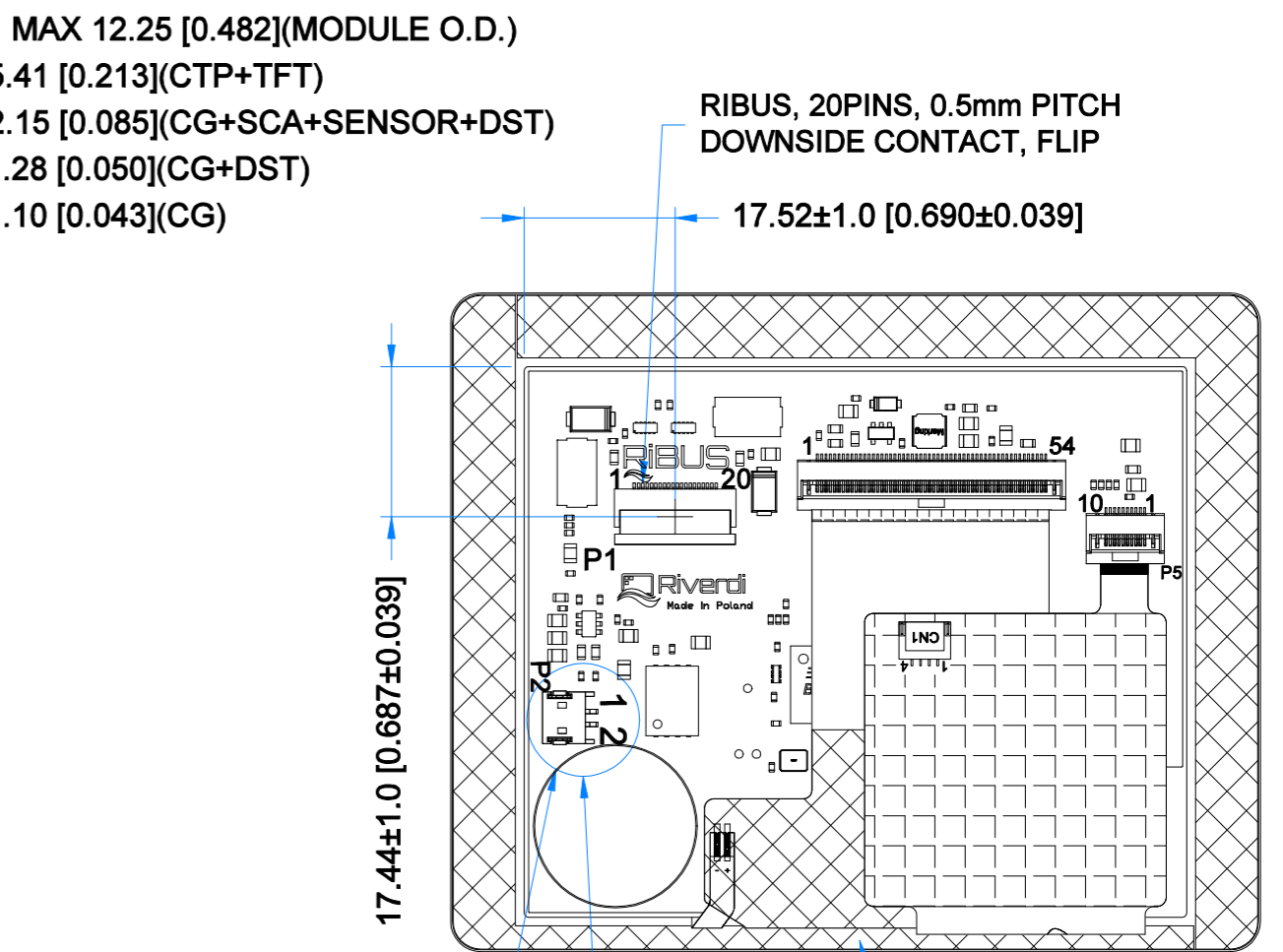
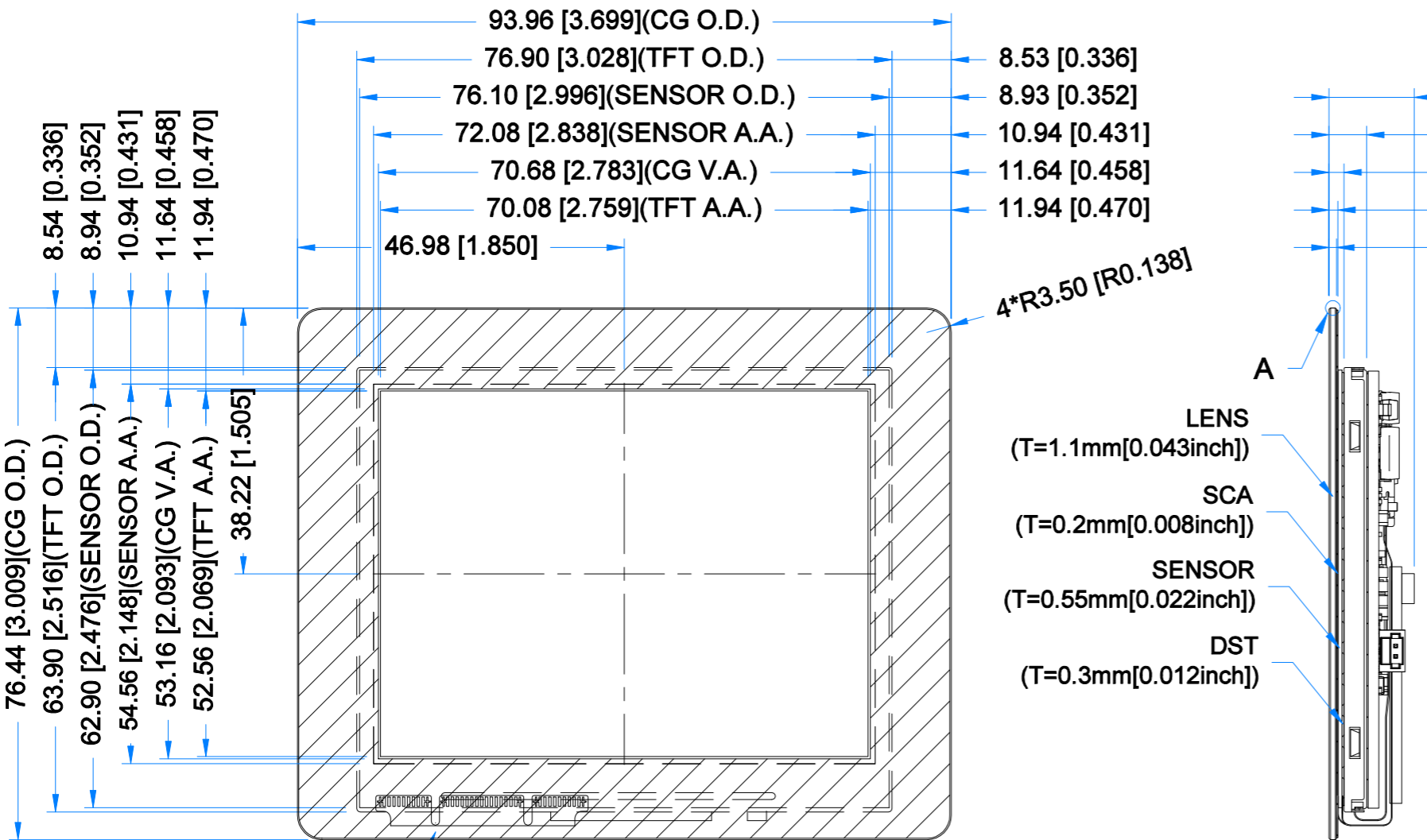
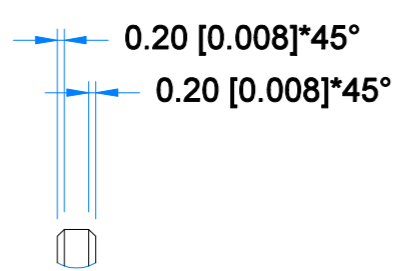


Revision:	Changes:	Date:
1.0	Initial Case	2020.12.15
1.1	PCB Update And Dimension Overhaul	2021.04.29
1.2	Adding Speaker PN And Matching Connector PN	2021.07.09
1.3	PCB Update And Dimensions Overhaul	2022.08.18

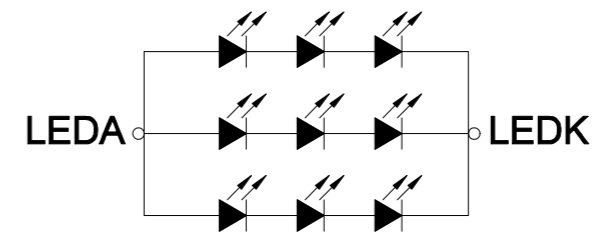
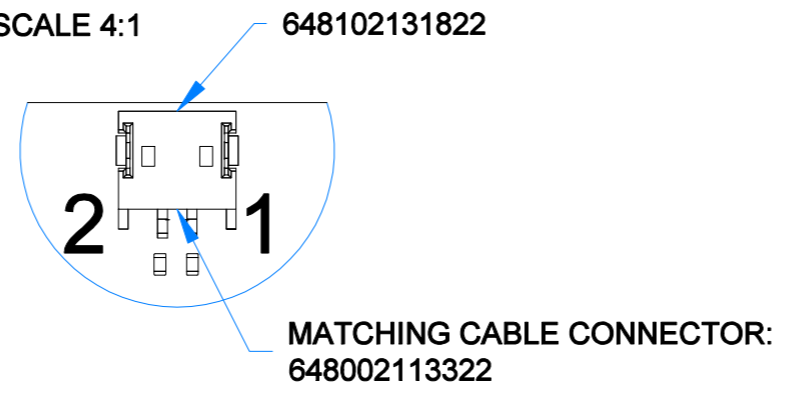


BLACK MASK PRINTING
COLOR: RAL9005

DETAIL A
SCALE 4:1



DETAIL B
SCALE 4:1



LED Diagram Circuit

PINOUT ON THE 2ND PAGE

TFT NOTES:
1. LCD TYPE: TRANSMISSIVE, NORMALLY BLACK, IPS
2. RESOLUTION: 320x240
3. VIEWING ANGLE: FREE
4. SURFACE LUMINANCE: 800 cd/m²
5. DRIVING IC ON THE BOARD: BT817Q
6. INTERFACE: SPI/QSPI
7. SUPPLY VOLTAGE FOR MODULE: 3.3V
8. SUPPLY VOLTAGE FOR BACKLIGHT: 5.0V(TYP.), BUILT-IN LED DRIVER

TP NOTES:
1. TP STRUCTURE: G+G
2. CG THICKNESS: 1.10mm [0.043inch]
3. SURFACE HARDNESS: 7H
4. DRIVER IC: ILI2132A
5. INTERFACE: SPI/QSPI VIA RIBUS AND BT817Q

GENERAL NOTES:
1. AIR BONDING BETWEEN TFT AND CTP
2. OPERATING TEMPERATURE: -20°C ~ 70°C
3. STORAGE TEMPERATURE: -30°C ~ 80°C
4. WITHOUT INDIVIDUAL TOLERANCE: ±0.3mm[0.012inch]
5. RoHS3 COMPLIANT

PN: RVT35HHBNWC00
SN:
DRAWN: M.Natywa
CHECKED: Carol Gao
APPR:

2022.08.18 1:0.86
2022.08.22 [mm]
ISO A3 P. 1 of 1



P1-RIBUS CONNECTOR			
Pin No.	Desc.	Pin No.	Desc.
1	VDD	11	GPIO.1/IO.2
2	GND	12	GPIO.2/IO.3
3	SPI_SCLK	13	NC
4	MISO/IO.1	14	NC
5	MOSI/IO.0	15	NC
6	CS	16	NC
7	INT	17	BLVDD
8	RST/PD	18	BLVDD
9	GPIO.0	19	BLGND
10	DISP_AUDIO	20	BLGND

P2-LOUDSPEAKER OUTPUT CONNECTOR			
Pin No.	Desc.	Pin No.	Desc.
1	SPEAKER+	2	SPEAKER-