
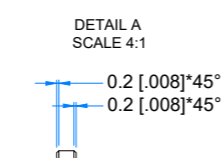
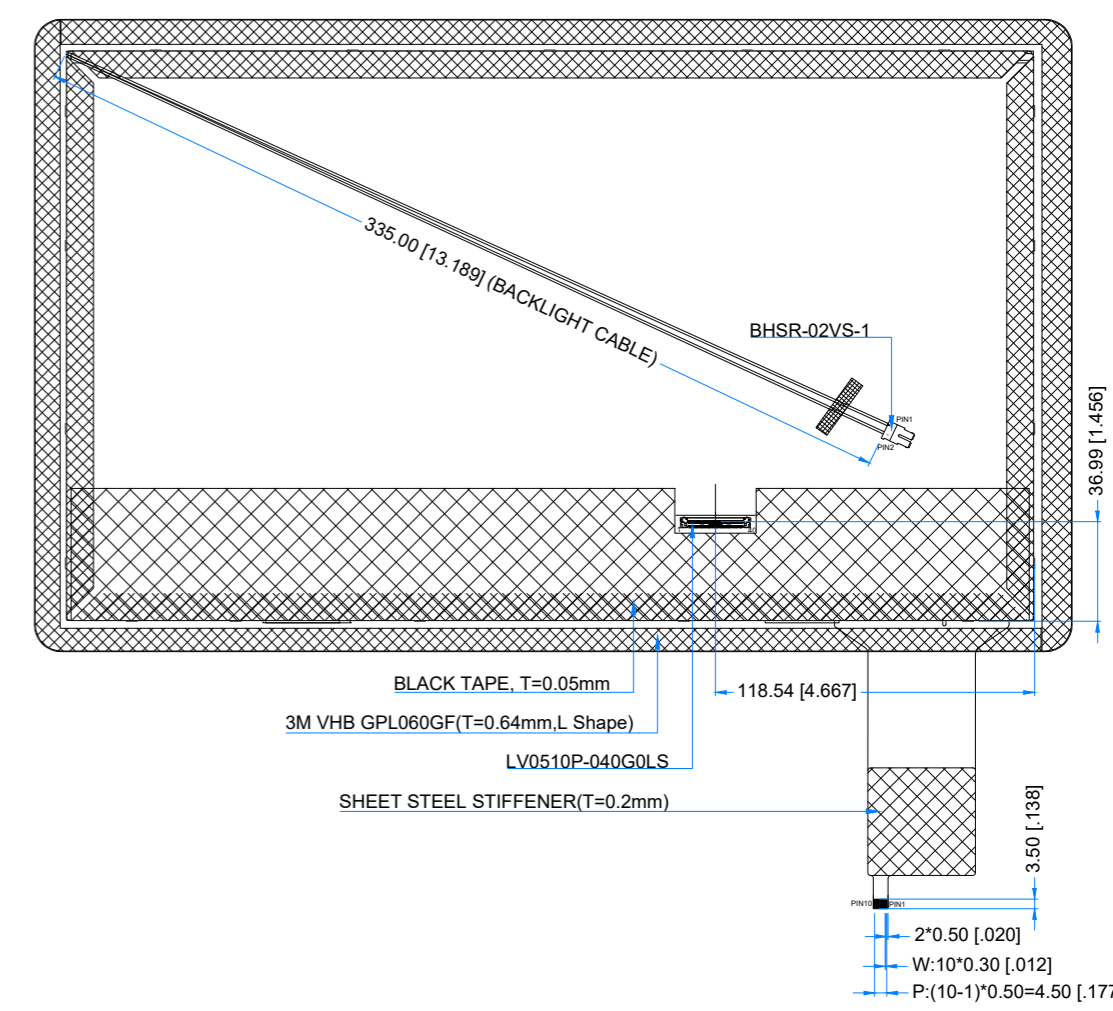
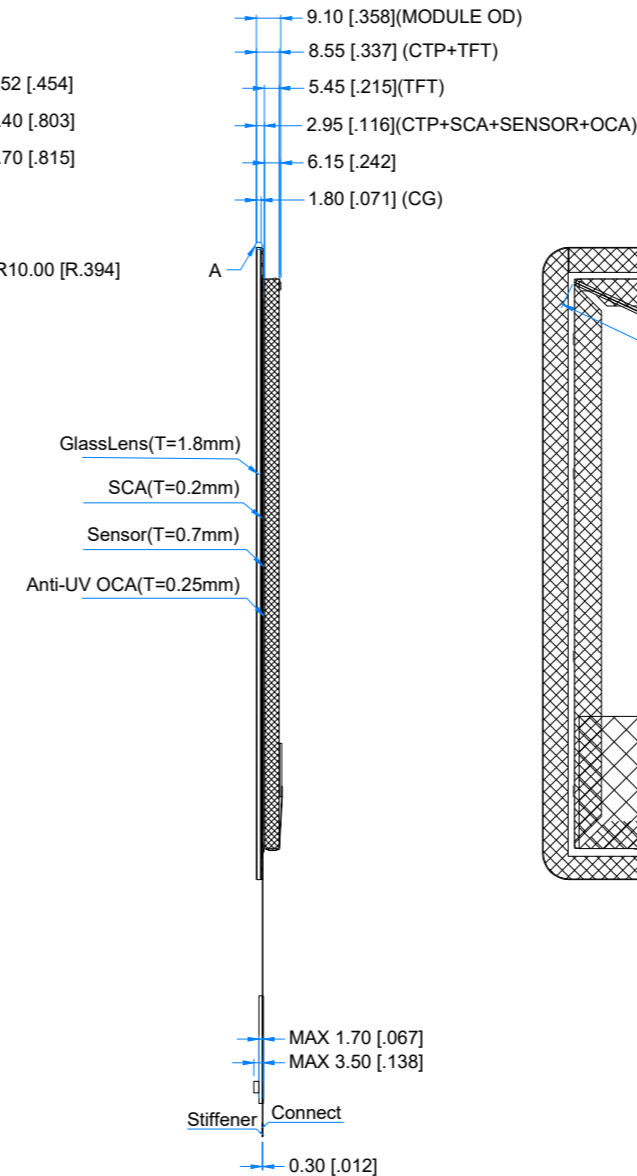
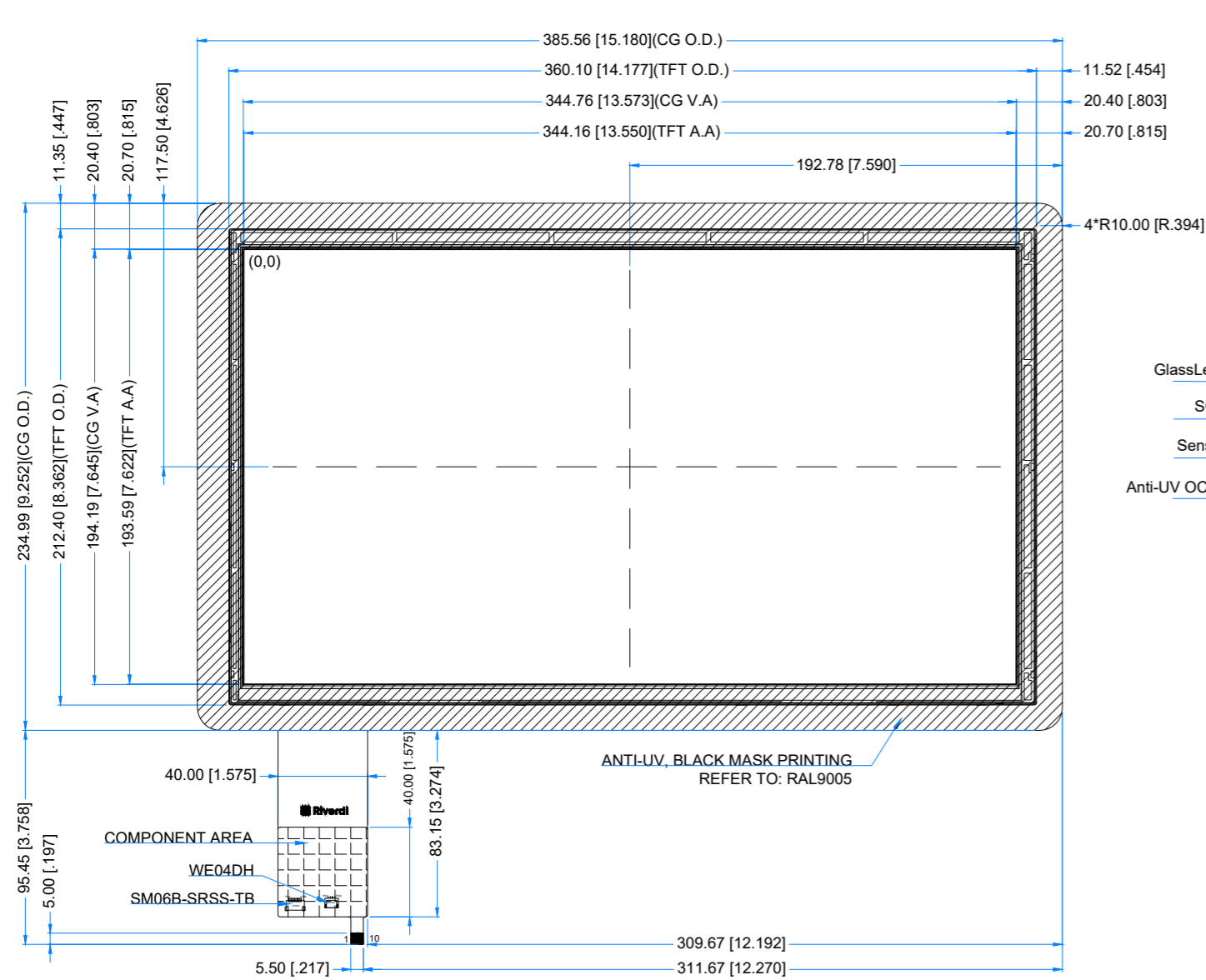


Revision:	Changes:	Date:
1.0	Initial Case	2025.05.13
1.1	Changed LED Diagram Circuit	2026.02.06



LED Diagram Circuit

PINOUT ON THE 2ND PAGE

TFT NOTES:
1. LCD TYPE: TRANSMISSIVE, NORMALLY BLACK, IPS
2. RESOLUTION: 1920 x 1080
3. VIEWING ANGLE: FREE
4. DRIVING VOLTAGE: 3.3V
5. BACKLIGHT: 66 PCS LEDS, Vf=32.0V(typ.), If=300mA

TP NOTES:
1. TP STRUCTURE: G+G
2. CG THICKNESS: 1.8mm
3. DRIVER IC: ILI2510
4. INTERFACE: USB, I2C
5. OPERATING VOLTAGE: 3.3V(CTP I2C); 5.0V (CTP_USB);

GENERAL NOTES:
1. MODULE SURFACE LUMINANCE: 850 cd/m²
2. OPTICAL BONDING
3. OPERATING TEMPERATURE: -20°C ~ 70°C
4. STORAGE TEMPERATURE: -30°C ~ 80°C
5. WITHOUT INDIVIDUAL TOLERANCE: ±0.3mm
6. RoHS COMPLIANT

PN: RVT156HKLNWC00-B			
SN:			
DRAWN: M.Stabinski	2026.02.06	1:2.81	
CHECKED: M.Wierzbowski	2026.02.06	[mm]	
APPR: M.Wierzbowski	2026.02.06	ISO A3	



LCD CONNECTOR			
Pin No.	Desc.	Pin No.	Desc.
1	RX00-	21	RXECLK-
2	RX00+	22	RXECLK+
3	RX01-	23	GND
4	RX01+	24	RXE3-
5	RX02-	25	RXE3+
6	RX02+	26	GND
7	GND	27	LCD_VCC
8	RX0CLK-	28	LCD_VCC
9	RX0CLK+	29	BIST
10	GND	30	NC
11	RX03-	31	NC
12	RX03+	32	NC
13	GND	33	NC
14	RXE0-	34	NC
15	RXE0+	35	NC
16	RXE1-	36	NC
17	RXE1+	37	NC
18	RXE2-	38	NC
19	RXE2+	39	NC
20	GND	40	NC

BACKLIGHT CONNECTOR	
Pin No.	Desc.
1	VLED+
2	VLED-

TOUCH PANEL CONNECTOR	
Pin No.	Desc.
1	USB_GND
2	USB_VDD(5.0V)
3	USB_D-
4	USB_D+
5	I2C_GND
6	I2C_VDD(3.3V)
7	I2C_RST
8	I2C_SCL
9	I2C_INT
10	I2C_SDA/TXD

CN2	
Pin No.	Desc.
1	I2C_GND
2	I2C_VDD(3.3V)
3	I2C_RST
4	I2C_SCL
5	I2C_INT
6	I2C_SDA/TXD

CN1	
Pin No.	Desc.
1	USB_VDD(5.0V)
2	USB_D-
3	USB_D+
4	USB_GND