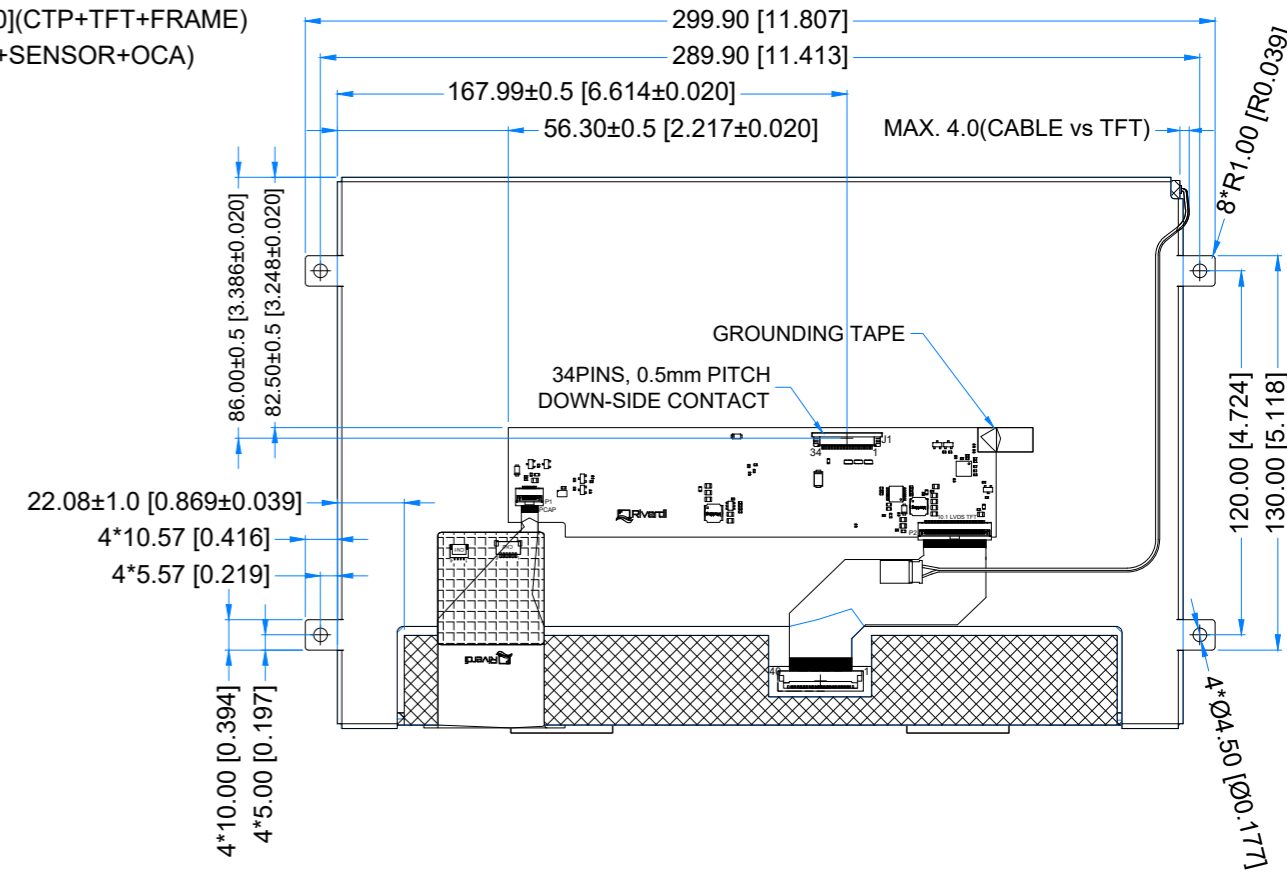
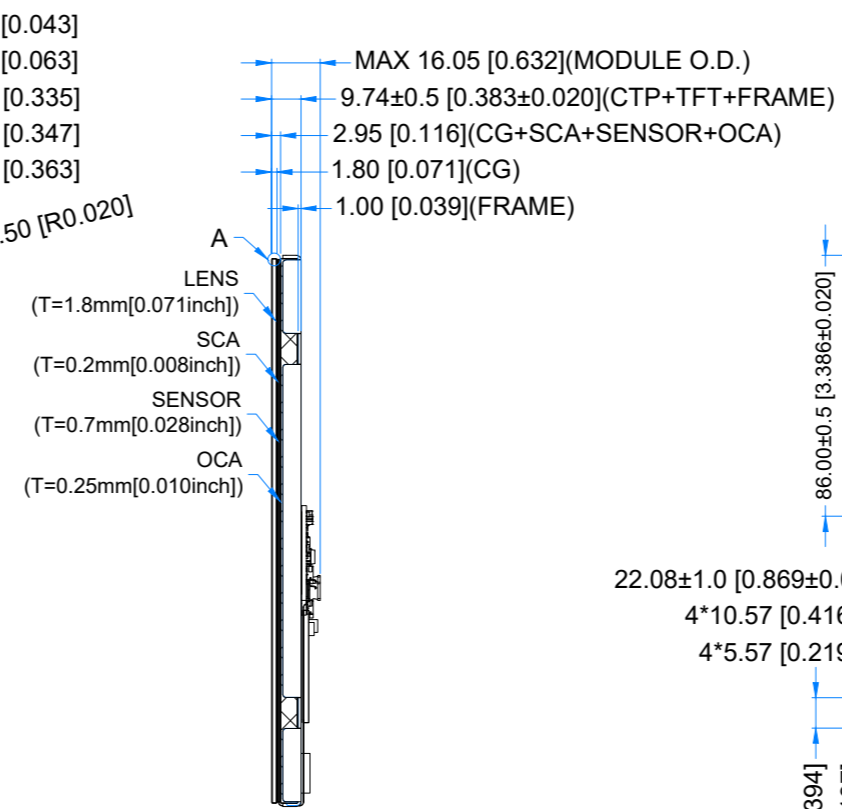
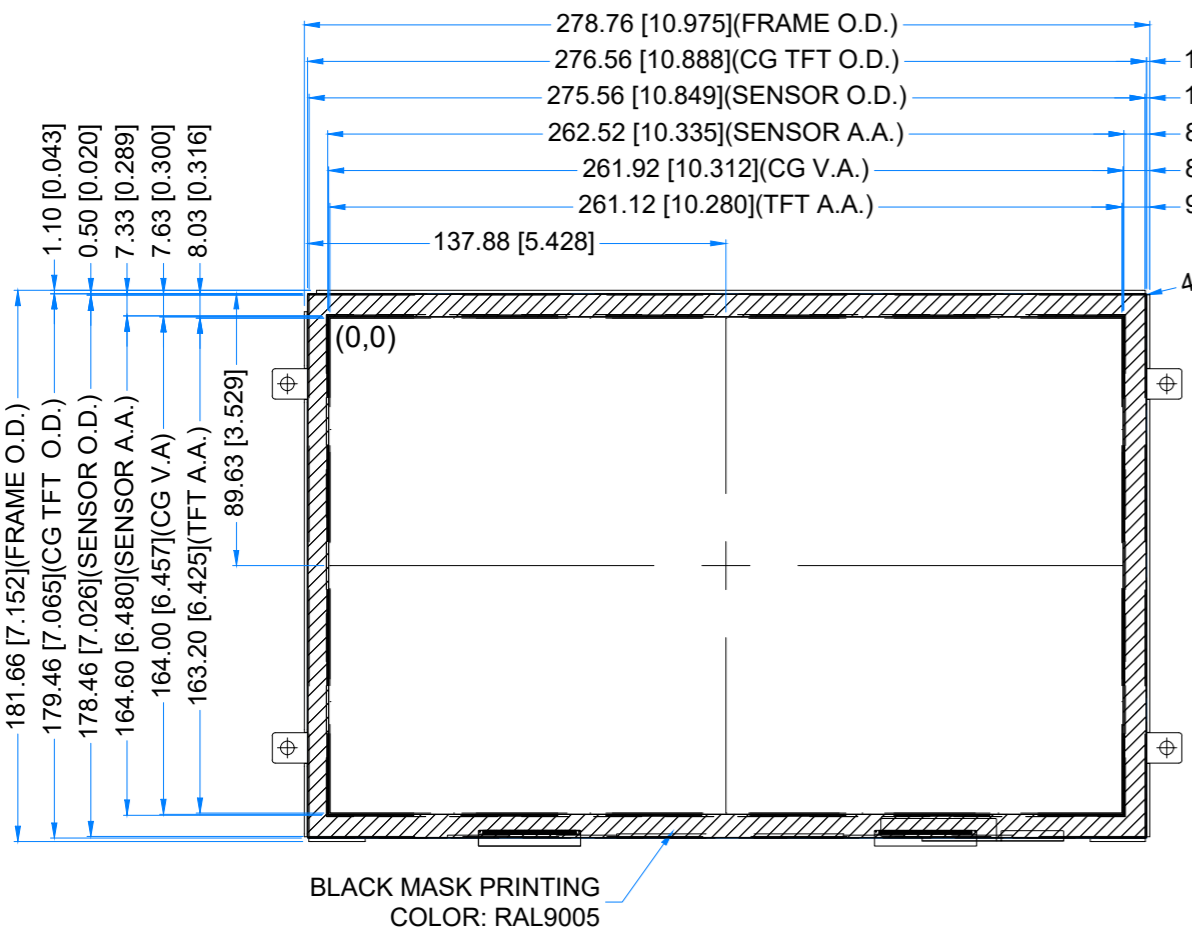
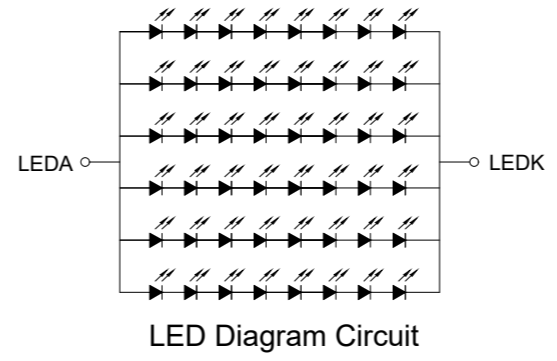
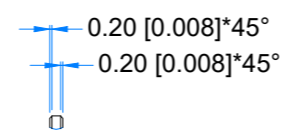


Revision:	Changes:	Date:
1.0	Initial Case	2024.03.11
1.1	Changed the CG VA dimension	2025.02.03



DETAIL A
SCALE 4:1



PINOUT ON THE 2ND PAGE

TFT NOTES:
 1. LCD TYPE: TRANSMISSIVE, NORMALLY BLACK, IPS
 2. RESOLUTION: 1280x800
 3. VIEWING ANGLE: FREE
 4. DRIVING IC ON THE BOARD: SN65DSI83ZXHR
 5. INTERFACE: MIPI DSI
 6. SUPPLY VOLTAGE FOR MODULE: 5.0 V

TP NOTES:
 1. TP STRUCTURE: G+G
 2. CG THICKNESS: 1.8mm[0.071inch]
 3. SURFACE HARDNESS: 6H
 4. DRIVER IC: ILI2511
 5. INTERFACE: I2C

GENERAL NOTES:
 1. MODULE SURFACE LUMINANCE: 850 cd/m²
 2. OPTICAL BONDING
 3. OPERATING TEMPERATURE: -20°C ~ 70°C
 4. STORAGE TEMPERATURE: -30°C ~ 80°C
 5. WITHOUT INDIVIDUAL TOLERANCE:
 ±0.3mm[0.012inch]
 6. RoHS3 COMPLIANT

PN: RVT121HVDFWCA0-B
 SN:
 DRAWN: M.Suchocki
 CHECKED: M.Wierzbowski
 APPR:



2025.02.03	1:2.49	
2025.02.03	[mm]	
ISO A3	P. 1 of 1	



J1 CONNECTOR			
Pin No.	Desc.	Pin No.	Desc.
1	GND	18	PWM
2	DSI_D0P	19	INT
3	DSI_D0N	20	I2C_SCL
4	GND	21	I2C_SDA
5	DSI_D1P	22	RESET
6	DSI_D1N	23	NC
7	GND	24	VREF
8	DSI_CLKP	25	NC
9	DSI_CLKN	26	5V
10	GND	27	5V
11	DSI_D2P	28	5V
12	DSI_D2N	29	5V
13	GND	30	GND
14	DSI_D3P	31	NC
15	DSI_D3P	32	NC
16	GND	33	NC
17	PWR_DN	34	NC