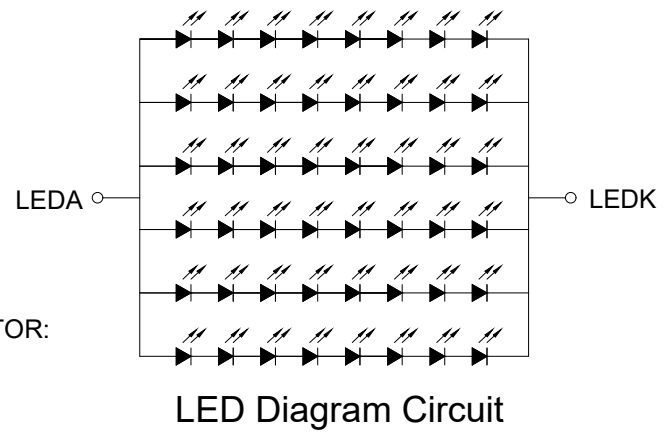
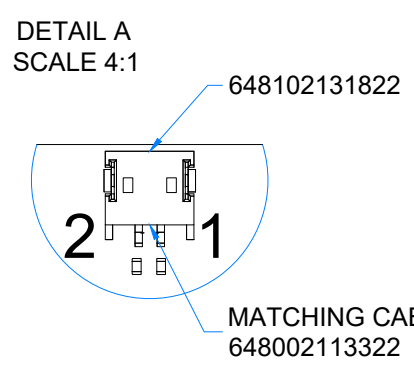
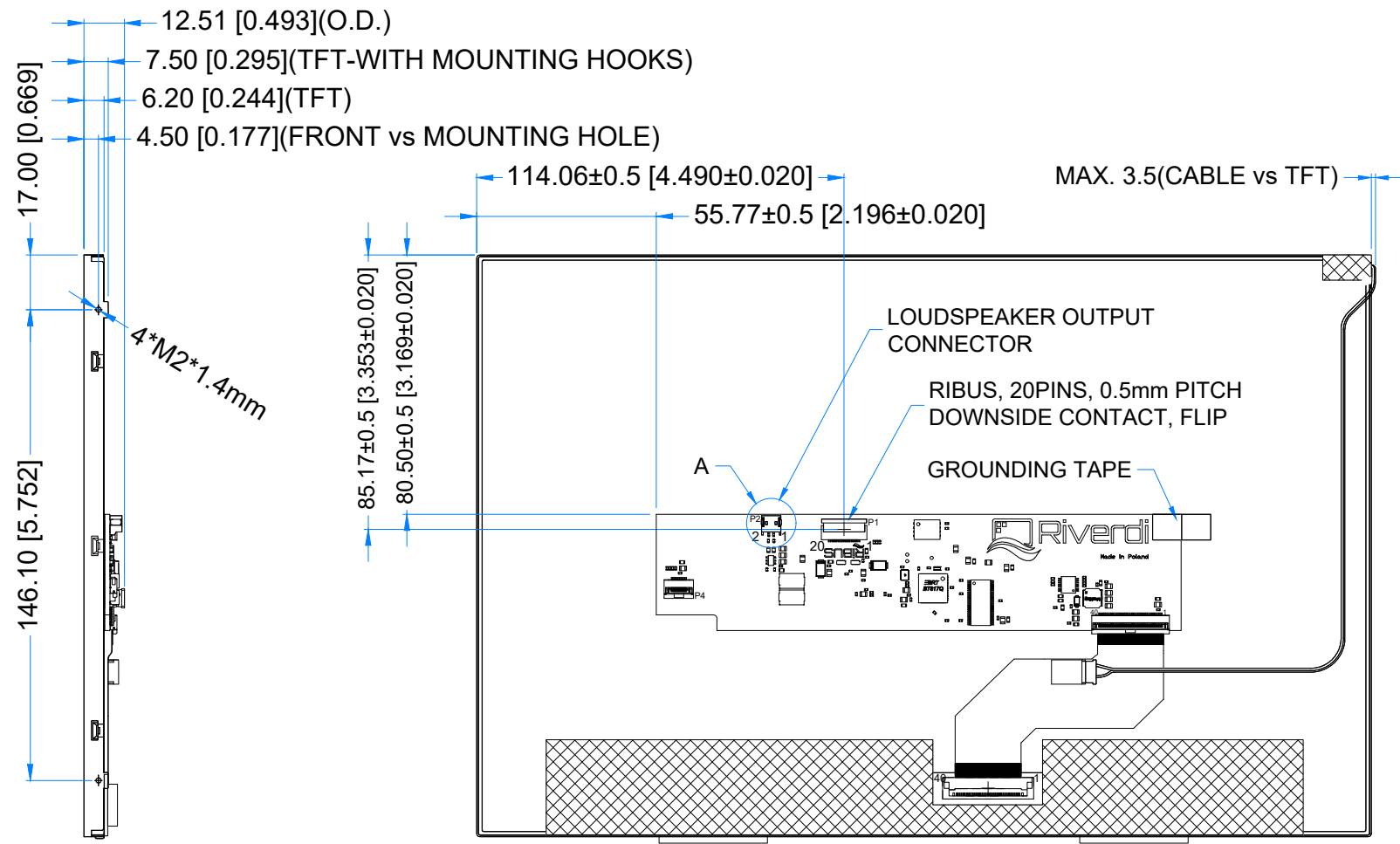
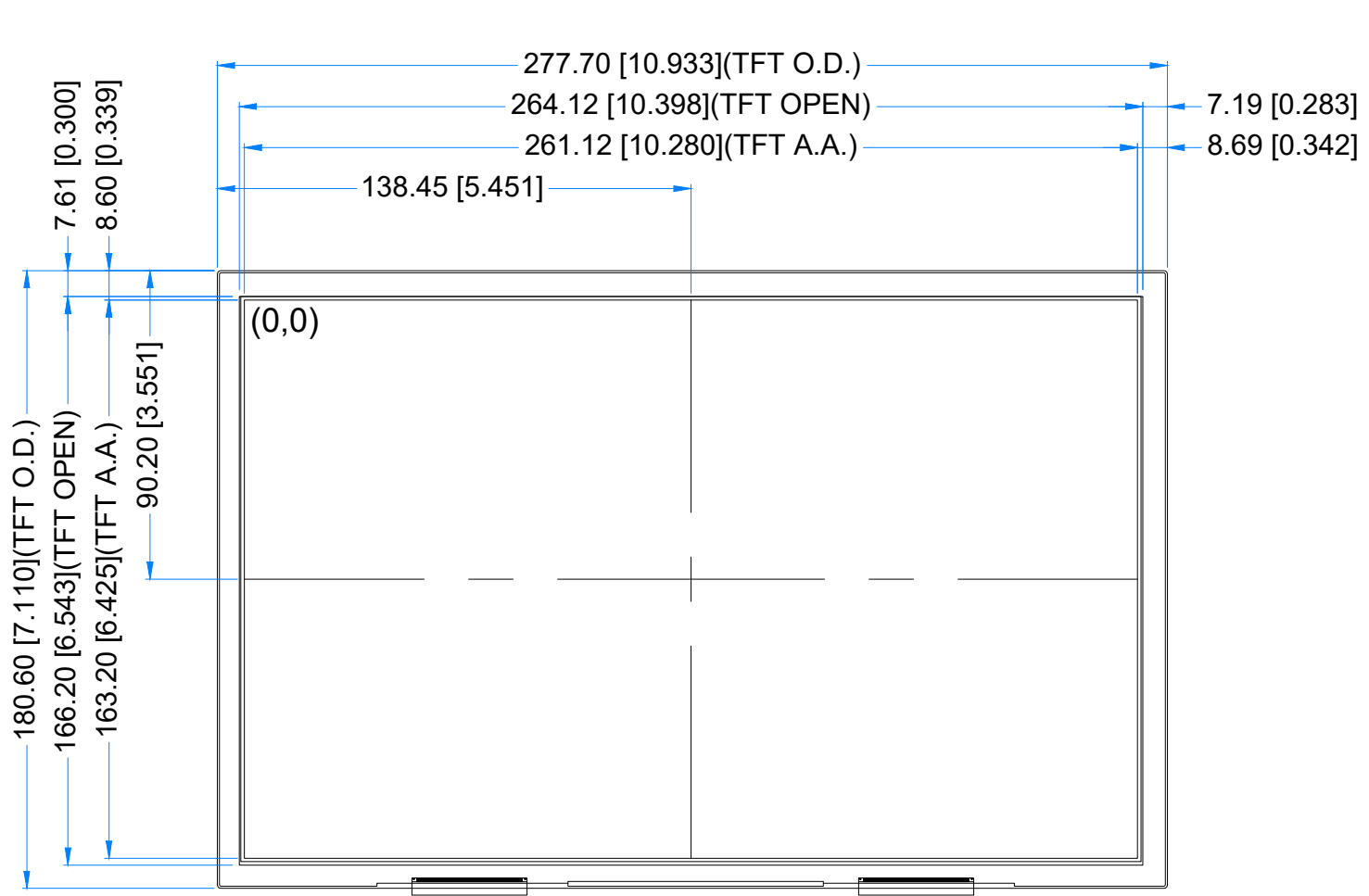


Revision:	Changes:	Date:
1.0	Initial Case	2024.04.11



PINOUT ON THE 2ND PAGE

**LCD NOTES:**

- LCD TYPE: TRANSMISSIVE, NORMALLY BLACK, IPS
- RESOLUTION: 1280x800
- VIEWING ANGLE: FREE
- SURFACE LUMINANCE: 1000cd/m<sup>2</sup>
- DRIVER IC ON BOARD: BT817Q
- INTERFACE: SPI/QSPI
- SUPPLY VOLTAGE FOR MODULE: 3.3 V
- SUPPLY VOLTAGE FOR BACKLIGHT: 7.0 ÷ 14.0 V, BUILT-IN LED INVERTER

**GENERAL NOTES:**

- P4 IS AN UNUSED PCAP CONNECTOR ON THIS MODULE
- OPERATING TEMPERATURE: -20°C ~ 70°C
- STORAGE TEMPERATURE: -30°C ~ 80°C
- WITHOUT INDIVIDUAL TOLERANCE: ±0.3mm[0.012inch]
- RoHS3 COMPLIANT

PN: RVT121HVBWNW00

SN:

DRAWN: M.Natywa 2024.04.11 1:2.05

CHECKED: M.Wierzbowski 2024.04.12 [mm]

APPR: T.Soldat 2024.04.12 ISO A3

P. 1 of 1



P1-RIBUS CONNECTOR			
Pin No.	Desc.	Pin No.	Desc.
1	VDD	11	GPIO.1/IO.2
2	GND	12	GPIO.2/IO.3
3	SPI_SCLK	13	NC
4	MISO/IO.1	14	NC
5	MOSI/IO.0	15	NC
6	CS	16	NC
7	INT	17	BLVDD
8	RST/PD	18	BLVDD
9	GPIO.0	19	BLGND
10	DISP_AUDIO	20	BLGND

P2-LOUDSPEAKER OUTPUT CONNECTOR			
Pin No.	Desc.	Pin No.	Desc.
1	SPEAKER+	2	SPEAKER-