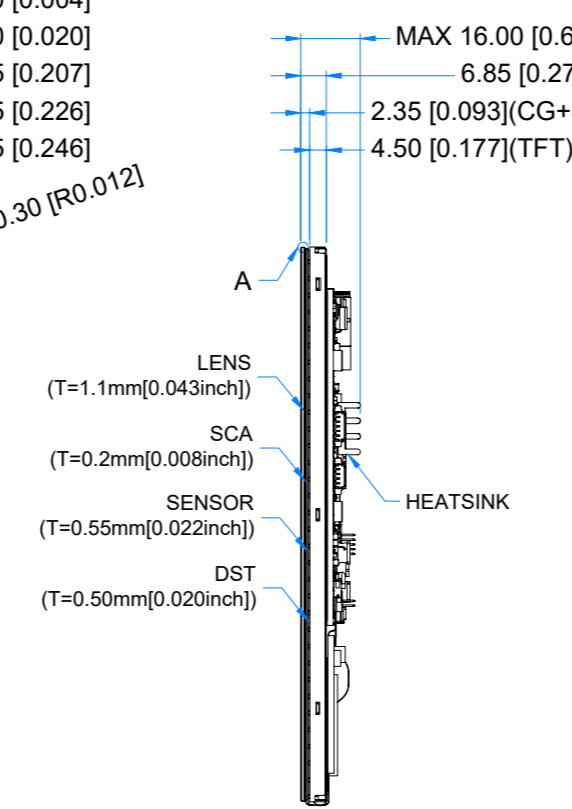
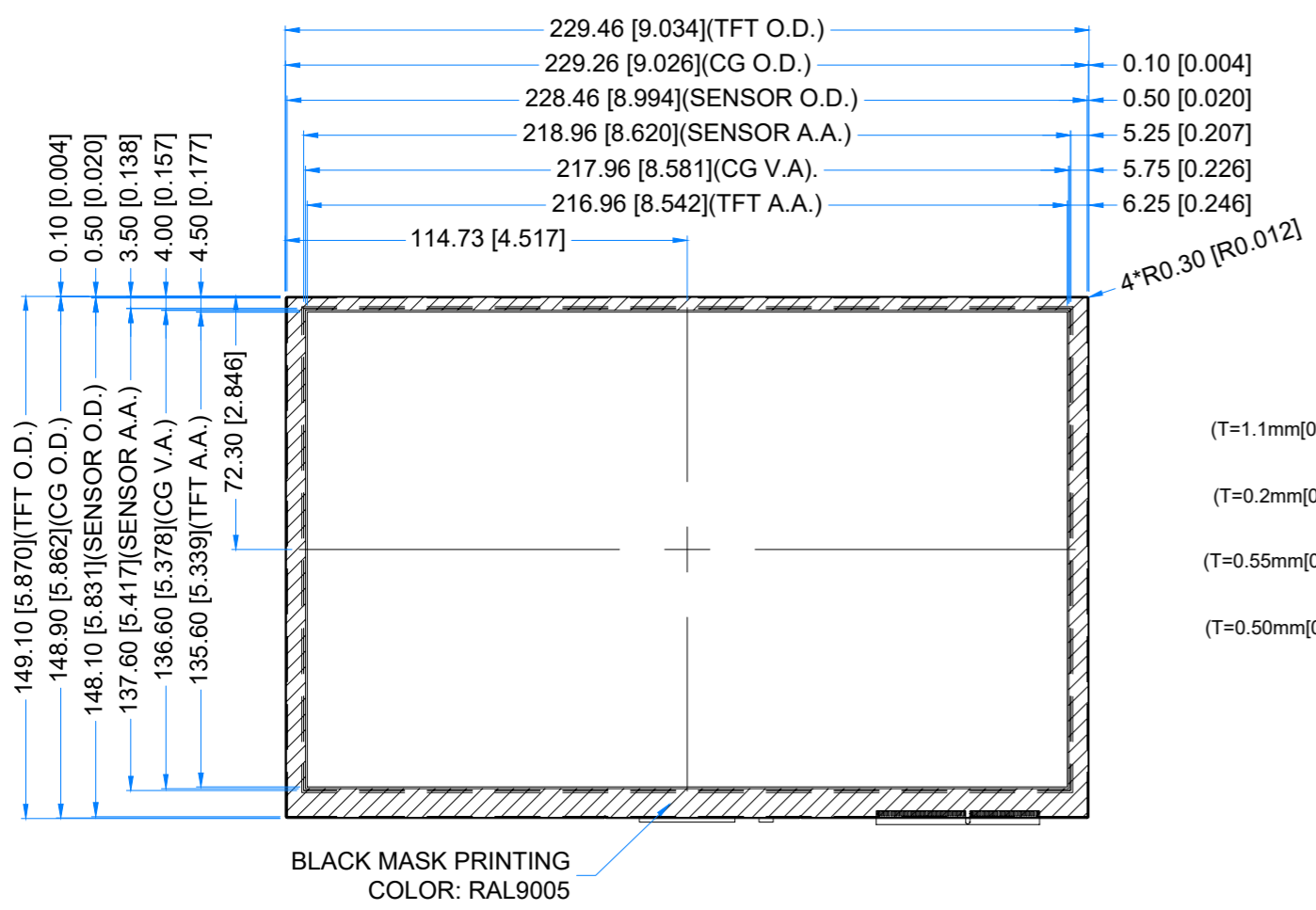
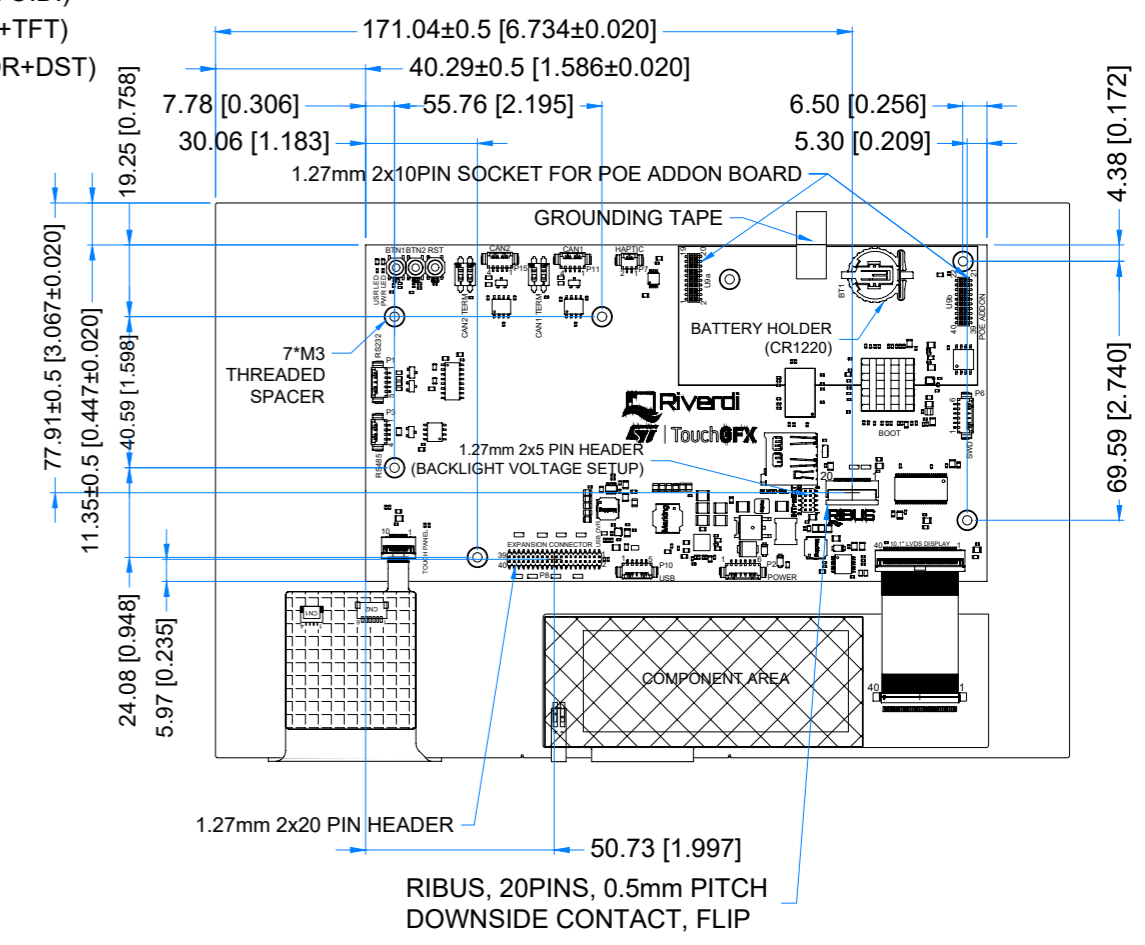


Revision:	Changes:	Date:
1.0	Initial Case	2022.01.11
1.1	PCB Update And Adding Grounding Tape	2022.07.05
1.2	PCB Update - 101STM32H7_Rev1.4	2023.03.06

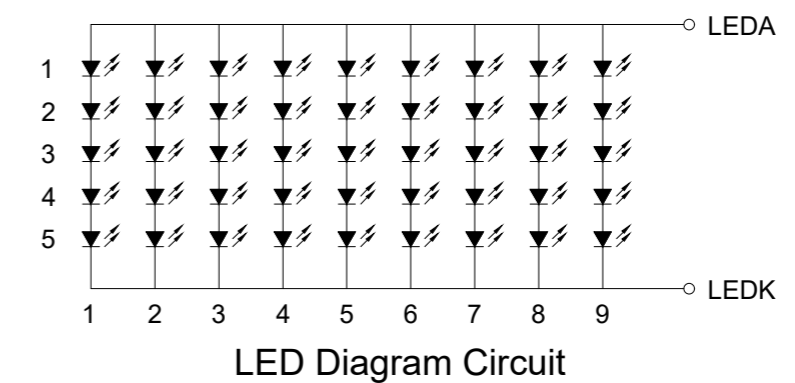


DETAIL A
SCALE 4:1



1.25 MM MOLEX CONNECTORS		
NO.	TYPE	MATE WITH
P1 (RS232)	53261-0571	51021-0500
P2 (POWER)	53261-0671	51021-0600
P3 (RS485)	53261-0471	51021-0400
P6 (SWD)	53261-0671	51021-0600
P7 (HAPTIC)	53261-0271	51021-0200
P10 (USB)	53261-0571	51021-0500
P11 (CAN1)	53261-0471	51021-0400
P15 (CAN2)	53261-0471	51021-0400

1.27MM PIN HEADER AND SOCKET		
NO.	TYPE	MATE WITH
P8	CH51402M100-0P	CBC1402D100 OR CBC1402M100-2P
U9a & U9b	PBHTD20SPP-JL	CH51202V100 OR CH51202M100-0P
P13	62131021021	62200213421 (JUMPER)



LCD NOTES:
 1. LCD TYPE: TRANSMISSIVE, NORMALLY BLACK, IPS
 2. RESOLUTION: 1280x800
 3. VIEWING ANGLE: FREE
 4. SURFACE LUMINANCE: 800 cd/m²
 5. MCU ON THE BOARD: STM32H757XIH6
 6. EXTERNAL FLASH MEMORY SIZE: 512Mbit
 7. EXTERNAL SDRAM SIZE: 64Mbit (32-bit access)
 8. SUPPLY VOLTAGE FOR MODULE: 6.0V - 48.0V

TP NOTES:
 1. TP STRUCTURE: G+G
 2. CG THICKNESS: 1.10mm
 3. SURFACE HARDNESS: 7H
 4. DRIVER IC: ILI2132A
 5. INTERFACE: CONNECTED TO MCU VIA I2C

GENERAL NOTES:
 1. ZERO BAD PIXELS FOR TFT
 2. AIR BONDING
 3. OPERATING TEMPERATURE: -20°C ~ 70°C
 4. STORAGE TEMPERATURE: -30°C ~ 80°C
 5. WITHOUT INDIVIDUAL TOLERANCE: ±0.3mm
 6. TOLERANCE OF PCB PLACEMENT: ±0.5mm [0.020inch]
 7. RoHS3 COMPLIANT

PN: RVT101HVSNWCA0	
SN:	
DRAWN: M.Natywa	2023.03.06
CHECKED: Carol Gao	2023.03.06
APPR:	

1:2.03	[mm]	ISO A3	P. 1 of 1