



EMI TEST REPORT

FOR RIVERDI STM32 EMBEDDED 10.1" SERIES

Rev.1.0
2022-02-17

The EMI test report applies to below Riverdi STM32 Embedded 10.1" series

PRODUCT NAME	DESCRIPTION
RVT101HVSNWCA0	10.1", 800 cd/m ² , IPS, MCU STM32H747XIH6, uxTouch, Air bonding, No metal frame
RVT101HVSNWCA0-B	10.1", 850 cd/m ² , IPS, MCU STM32H747XIH6, uxTouch, Optical bonding, No metal frame
RVT101HVSNWCA0	10.1", 800 cd/m ² , IPS, MCU STM32H747XIH6, aTouch, Air bonding, No metal frame
RVT101HVFWCA0	10.1", 800 cd/m ² , IPS, MCU STM32H747XIH6, aTouch, Air bonding, With metal frame



1. REVISION RECORD

REV NO.	REV DATE	CONTENTS	REMARKS
1.0	2022-02-17	Initial Release	



2. CONTENTS

- 1. REVISION RECORD..... 2
- 2. CONTENTS..... 3
- 3. SUMMARY OF TEST RESULT 4
- 4. GENERAL INFORMATION..... 4
 - 4.1 Description of EUT..... 4
 - 4.2 Description of EUT peripheral..... 4
 - 4.3 Measuring device and test settings..... 4
- 5. TEST RESULTS 5
 - 5.1 Test results..... 5
- 6. Photos..... 6
- 7. Summary..... 7



3. SUMMARY OF TEST RESULT

TEST ITEM	NORM APPLIED	Result
RADIATED EMISSION 30-1000 MHz	EN 55032 (CISPR32). Radiated emission 30-1000 MHz (EMI)	Pass

Date of Test: 01/12/2021

Certificated EMC Lab: RADMOR S.A., Gdynia.

Scope of accreditation for the testing lab: **No AB 1132**

More info about the lab from the below link:

<https://www.radmor.com.pl/services/lab>



AB 1132

4. GENERAL INFORMATION

4.1 Description of EUT

PRODUCT NAME	RVT101HVSNWC00-B
TEST VOLTAGE	Battery 12V

Note. All test was performed on RVT101HVSNWC00-B. But results applied for every module within this line: RVT101HVSNWC00, RVT101HVSNWC00-B, RVT101HVSNWC00A, RVT101HVSFWCA0.

4.2 Description of EUT peripheral

The module was pre-programmed with a demo prepared by Riverdi before the EMI test.

The module was powered by a 12V battery during the EMI test,

Statics pictures were presented on the screen.

4.3 Measuring device and test settings

EQUIPMENT	MODEL	VERSION
EMI test receiver	Rohde & Schwarz ESW-44	1.72 SP1

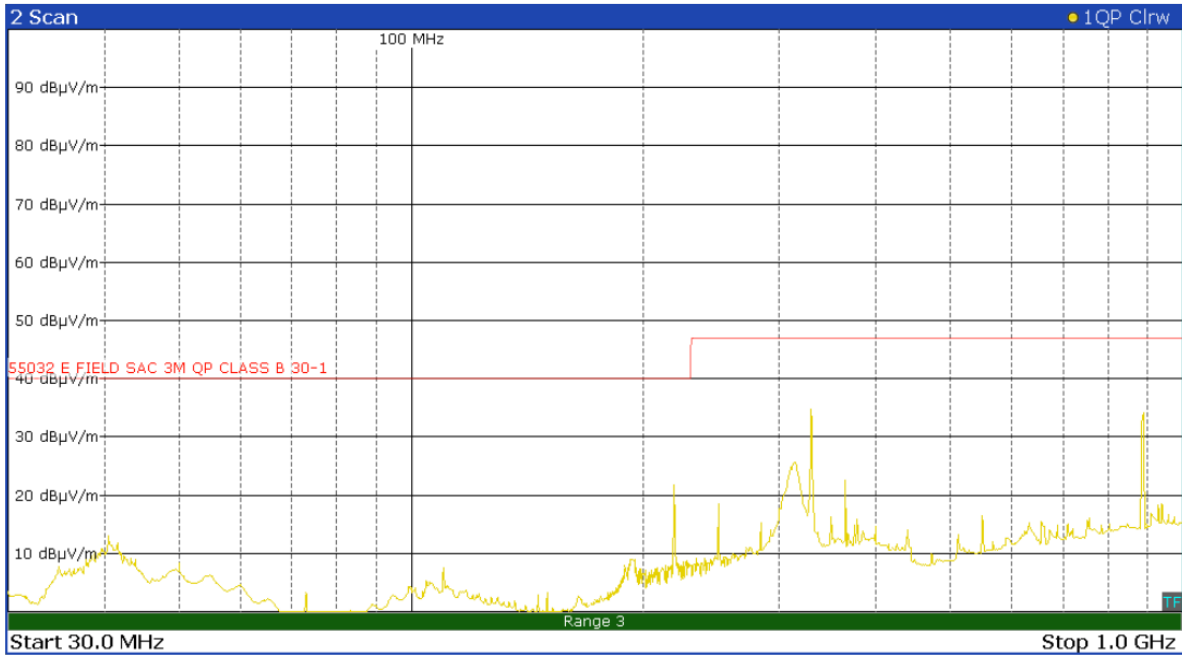
Meas BW: 120 kHz	Filter Type: Quasipeak	Meas Time: 1 s	Center Freq: 1 GHz
Attenuation: 0 dB	Auto Range: On	Auto Preamp: On	Preamp: On
Preselector: On	Filter Split: Off	Notch Filter 1: Off	Notch Filter 2: Off
Input: 1 DC			



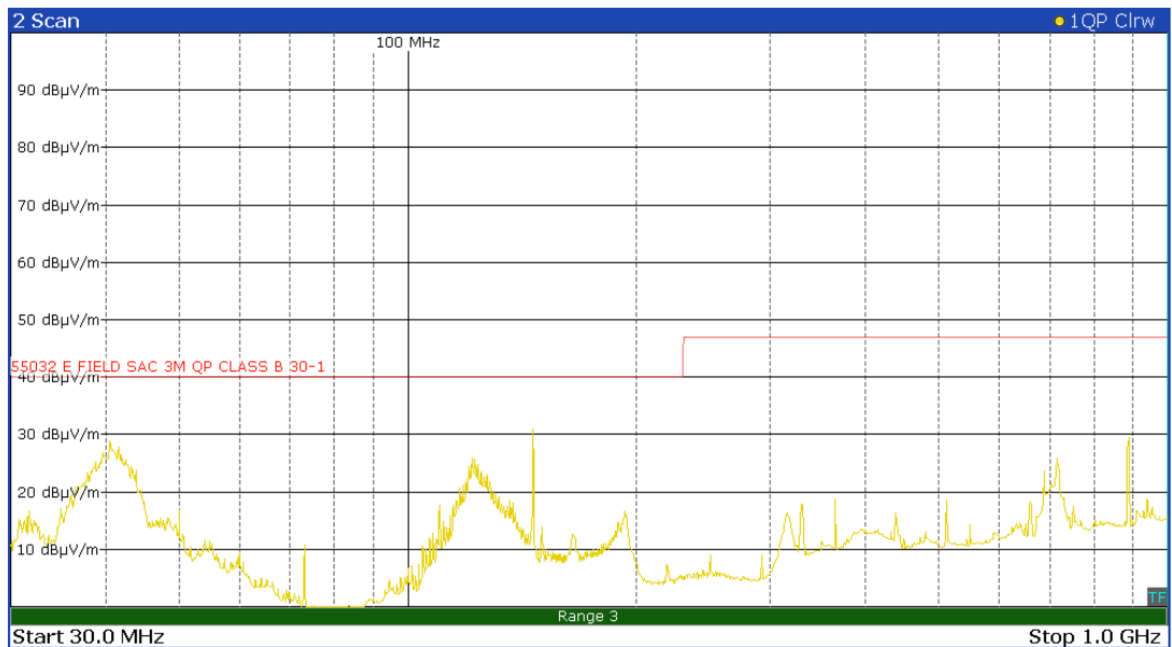
5. TEST RESULTS

5.1 Test results

Horizontal:



Vertical:



6. Photos

Figure 1. Radiation Emission 30-1000MHz Test Back View




Figure 2. Radiation Emission 30-1000MHz Test Front View





7. Summary

The test results confirmed the low electromagnetic emissions of STM32 Embedded 10.1" series.

It produces low electromagnetic interference (EMI) to the surrounding space. In consequence, external electronic devices or circuits do not need special electromagnetic screening.

