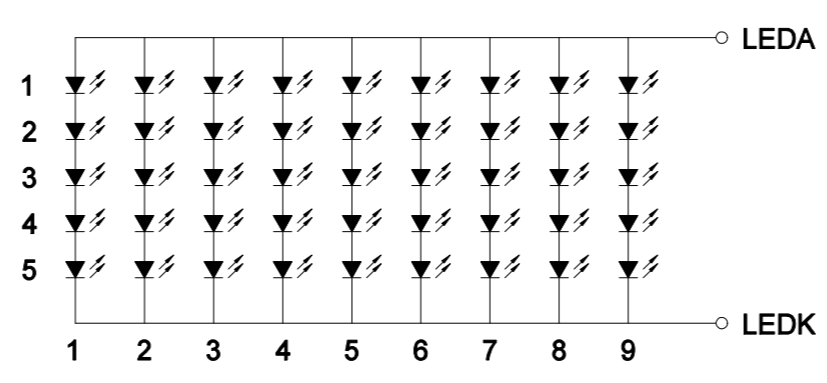
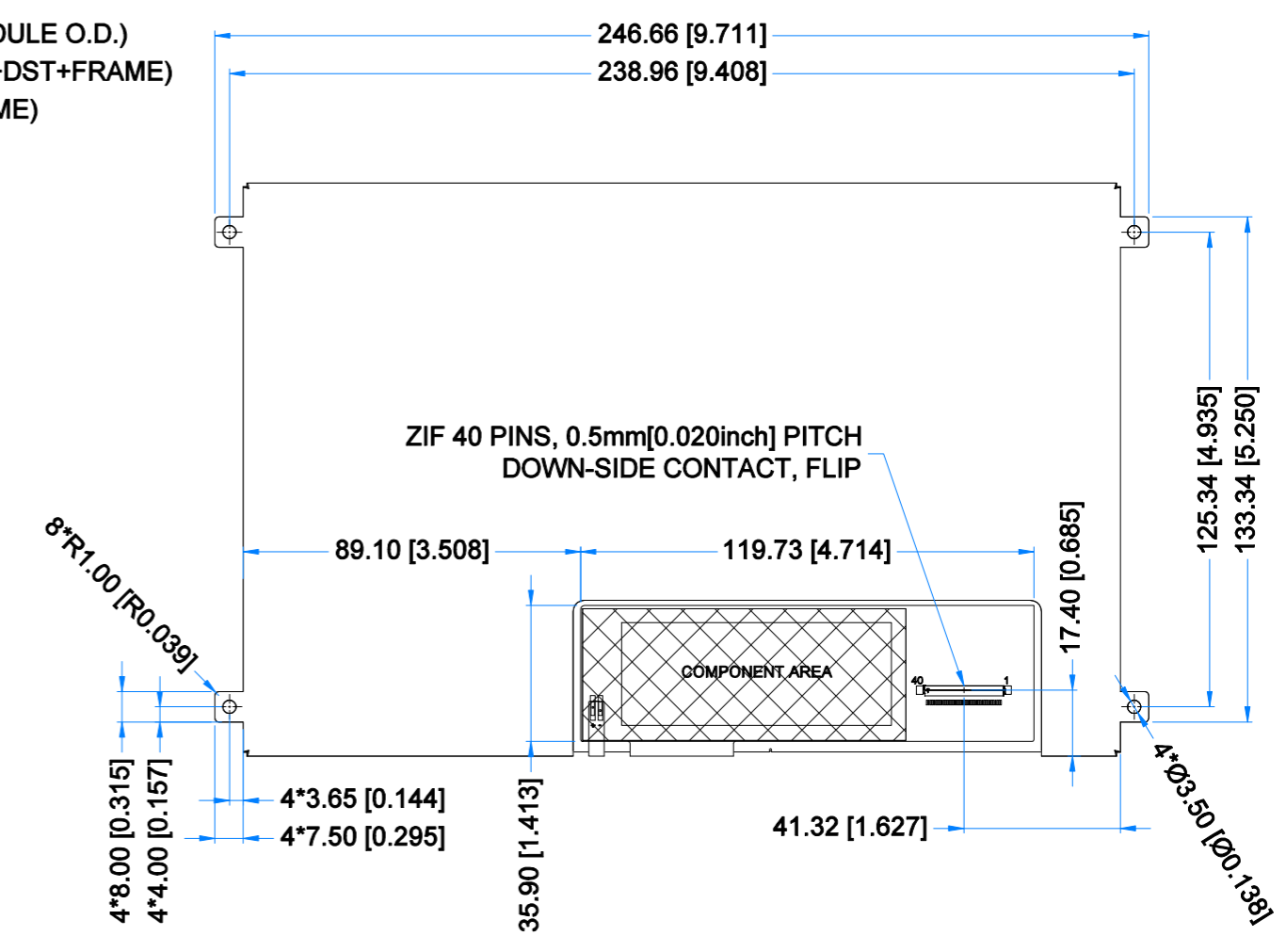
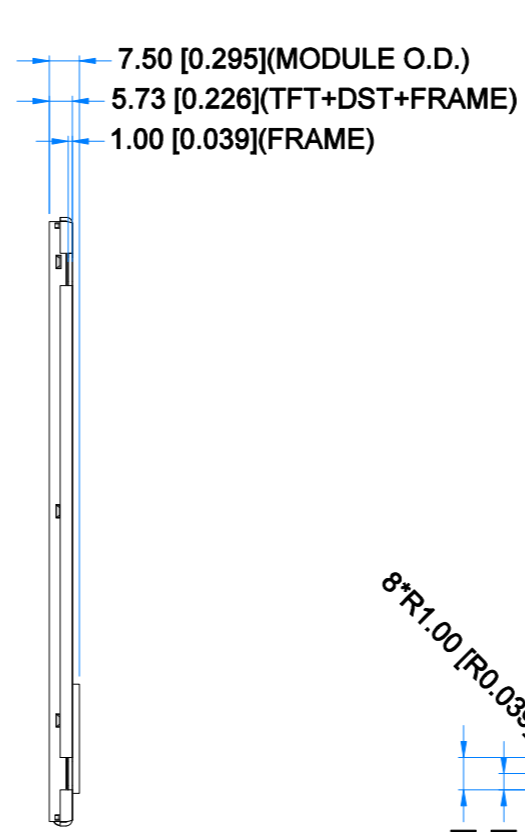
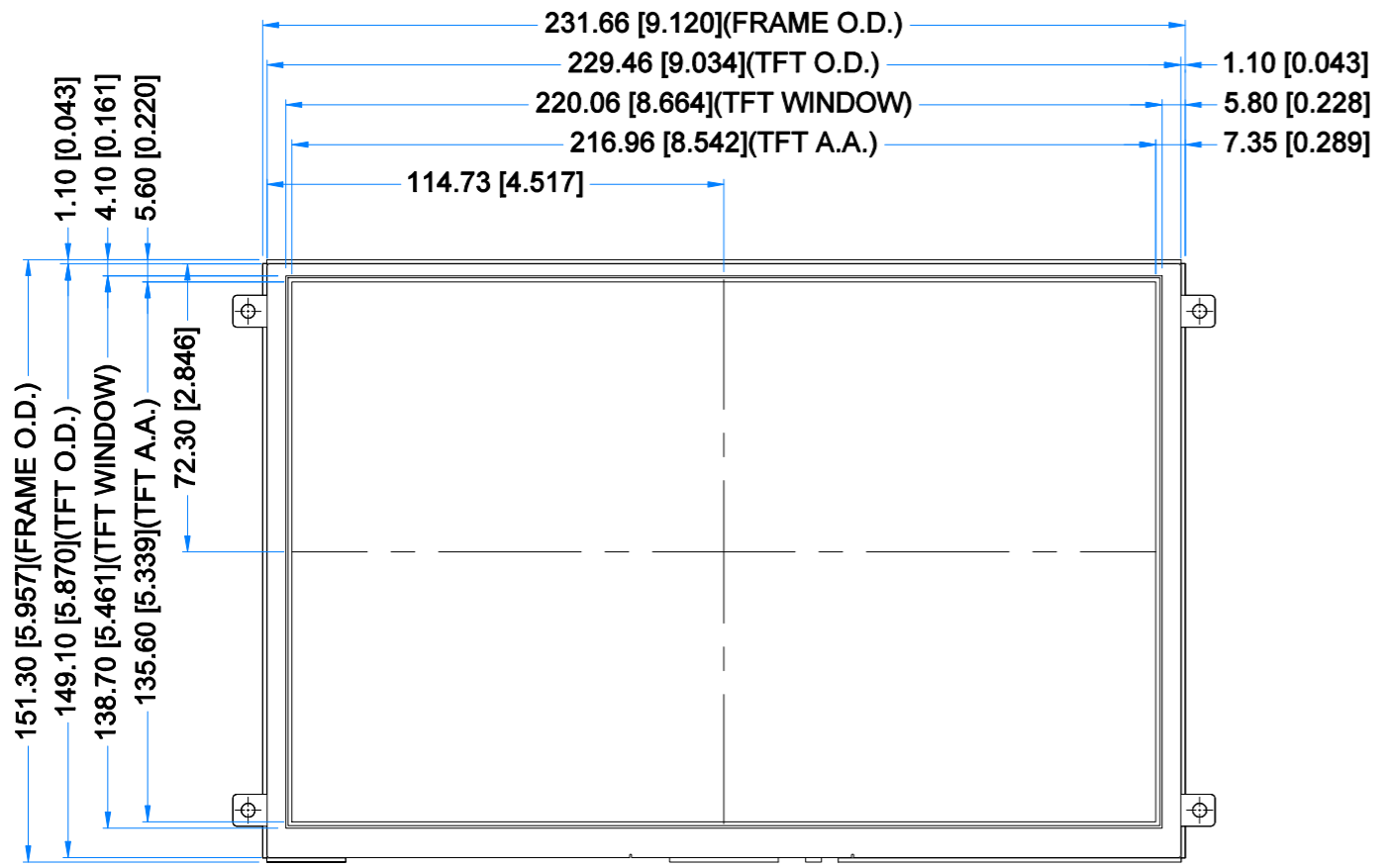


Revision:	Changes:	Date:
1.0	Initial Case	2021.04.15
1.1	Dimensions Overhaul	2021.06.23



LED Diagram Circuit

**TFT NOTES:**  
1. LCD TYPE: TRANSMISSIVE, NORMALLY BLACK, IPS  
2. RESOLUTION: 1280x800  
3. VIEWING ANGLE: FREE  
4. DRIVING VOLTAGE: 3.3V  
5. SURFACE LUMINANCE: 1000cd/m<sup>2</sup>  
6. INTERFACE: LVDS  
7. BACKLIGHT: 45 LEDS, V<sub>f</sub>=16.0V(TYP.), I<sub>f</sub>=360mA  
8. ZERO BAD PIXEL

**GENERAL NOTES:**  
1. OPERATING TEMPERATURE: -20°C ~ 70°C  
2. STORAGE TEMPERATURE: -30°C ~ 80°C  
3. WITHOUT INDIVIDUAL TOLERANCE:  
±0.3mm[0.012inch]  
4. RoHS COMPLIANT

PN: RVT101HVLFWN00			
SN:			
DRAWN: M.Natywa	2021.06.23	1:1.88	
CHECKED: K.Brodacka	2021.07.07	[mm]	
APPR:			
		ISO A3	P. 1 of 1



TFT CONNECTOR			
Pin No.	Desc.	Pin No.	Desc.
1	NC	21	RXIN3+
2	VDD(3.3V)	22	GND
3	VDD(3.3V)	23	NC
4	NC	24	NC
5	NC	25	GND
6	NC	26	NC
7	GND	27	NC
8	RXIN0-	28	NC
9	RXIN0+	29	NC
10	GND	30	GND
11	RXIN1-	31	LED-
12	RXIN1+	32	LED-
13	GND	33	NC
14	RXIN2-	34	NC
15	RXIN2+	35	NC
16	GND	36	NC
17	RXCLK-	37	NC
18	RXCLK+	38	NC
19	GND	39	LED+
20	RXIN3-	40	LED+