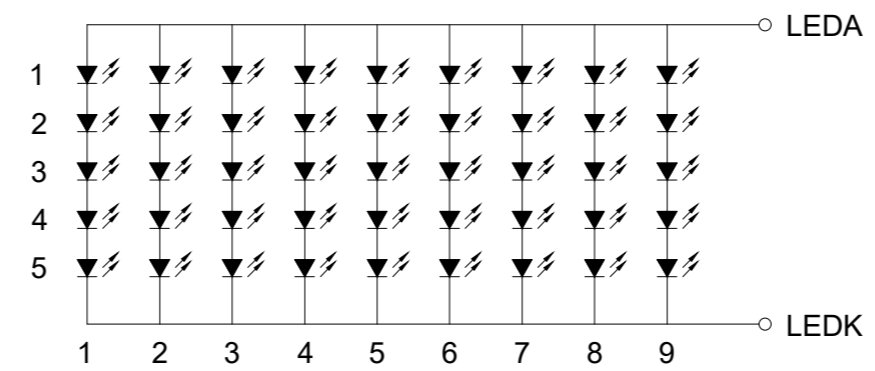
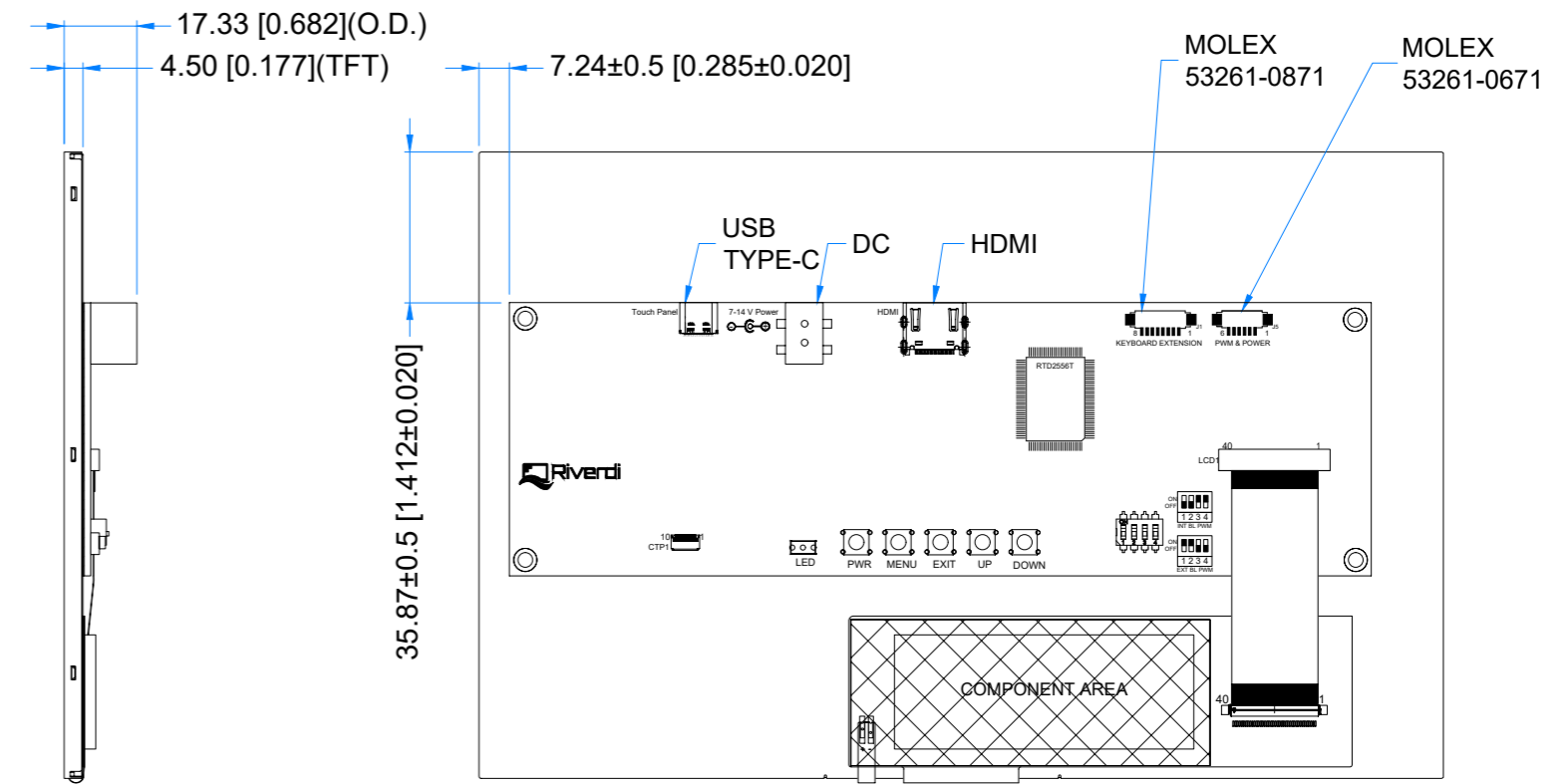



Revision:	Changes:	Date:
1.0	Initial Case	2021.06.17
1.1	PCB Update	2022.01.05
1.2	1:1 Replacement: From RTD2556T To RTD2556QR	2022.12.15



LED Diagram Circuit

**LCM NOTES:**  
1. LCD TYPE: TRANSMISSIVE, NORMALLY BLACK, IPS  
2. RESOLUTION: 1280x800  
3. VIEWING ANGLE: FREE  
4. CONTROLLER IC OF MAIN BOARD: RTD2556QR  
5. VIDEO INTERFACE: HDMI  
6. POWER SUPPLY: POWER JACK (7.0-14.0V)  
7. MODULE SURFACE LUMINANCE: 1000cd/m<sup>2</sup>  
8. ZERO BAD PIXEL

**GENERAL NOTES:**  
1. OPERATING TEMPERATURE: -20°C ~ 70°C  
2. STORAGE TEMPERATURE: -30°C ~ 80°C  
3. WITHOUT INDIVIDUAL TOLERANCE:  
±0.3mm[0.012inch]  
4. RoHS3 COMPLIANT

PN: RVT101HVHNWN00  
SN:  
DRAWN: M.Natywa  
CHECKED: Carol Gao  
APPR: Carol Gao

2022.12.15	1:1.79	
2022.12.15	[mm]	
2022.12.15	ISO A3	

P. 1 of 1



EXTERNAL KEYBOARD CONNECTOR - J1			
Pin No.	Desc.	Pin No.	Desc.
1	DOWN	2	UP
3	EXIT	4	MENU
5	PWR	6	LED_EN
7	GND	8	KEYBOARD VDD

BACKLIGHT PWM & POWER - J5			
Pin No.	Desc.	Pin No.	Desc.
1	GND	2	GND
3	EN	4	PWM
5	VDD	6	VDD