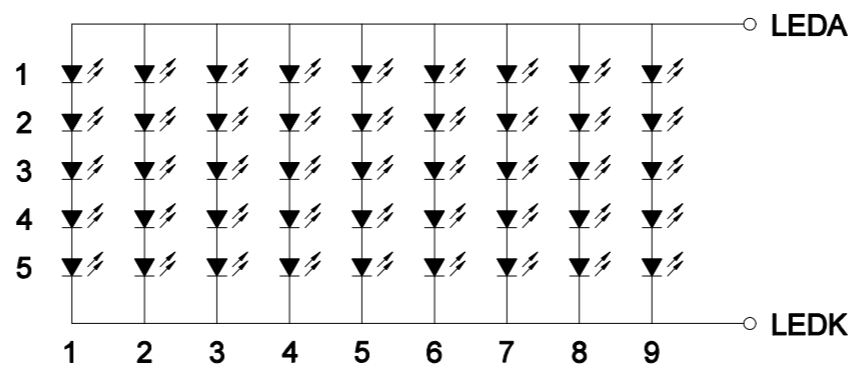
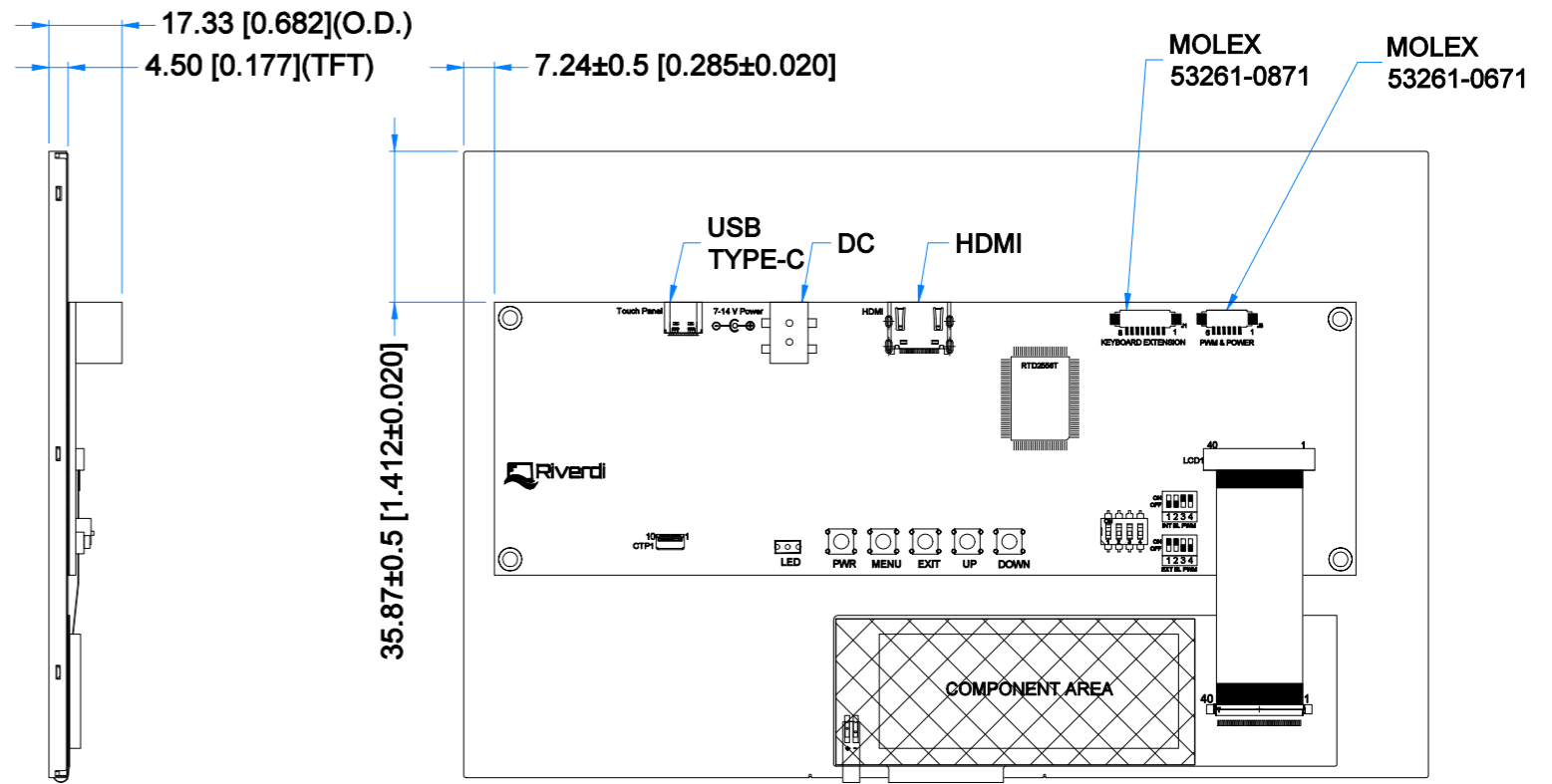



Revision:	Changes:	Date:
1.0	Initial Case	2021.06.17
1.1	PCB Update	2022.01.05



LED Diagram Circuit

LCM NOTES:
1. LCD TYPE: TRANSMISSIVE, NORMALLY BLACK, IPS
2. RESOLUTION: 1280x800
3. VIEWING ANGLE: FREE
4. CONTROLLER IC OF MAIN BOARD: RTD2556T
5. VIDEO INTERFACE: HDMI
6. POWER SUPPLY: POWER JACK (7.0-14.0V)
7. MODULE SURFACE LUMINANCE: Max.1000cd/m²
8. ZERO BAD PIXEL

GENERAL NOTES:
1. OPERATING TEMPERATURE: -20°C ~ 70°C
2. STORAGE TEMPERATURE: -30°C ~ 80°C
3. WITHOUT INDIVIDUAL TOLERANCE: ±0.3mm[0.012inch]
4. RoHS3 COMPLIANT

PN: RVT101HVHNWN00
SN:
DRAWN: M.Natywa
CHECKED: Carol Gao
APPR: Carol Gao

Riverdi

2022.01.05	1:1.79	
2022.01.11	[mm]	
2022.01.11	ISO A3	

P. 1 of 1



EXTERNAL KEYBOARD CONNECTOR - J1			
Pin No.	Desc.	Pin No.	Desc.
1	DOWN	2	UP
3	EXIT	4	MENU
5	PWR	6	LED_EN
7	GND	8	KEYBOARD VDD

BACKLIGHT PWM & POWER - J5			
Pin No.	Desc.	Pin No.	Desc.
1	GND	2	GND
3	EN	4	PWM
5	VDD	6	VDD