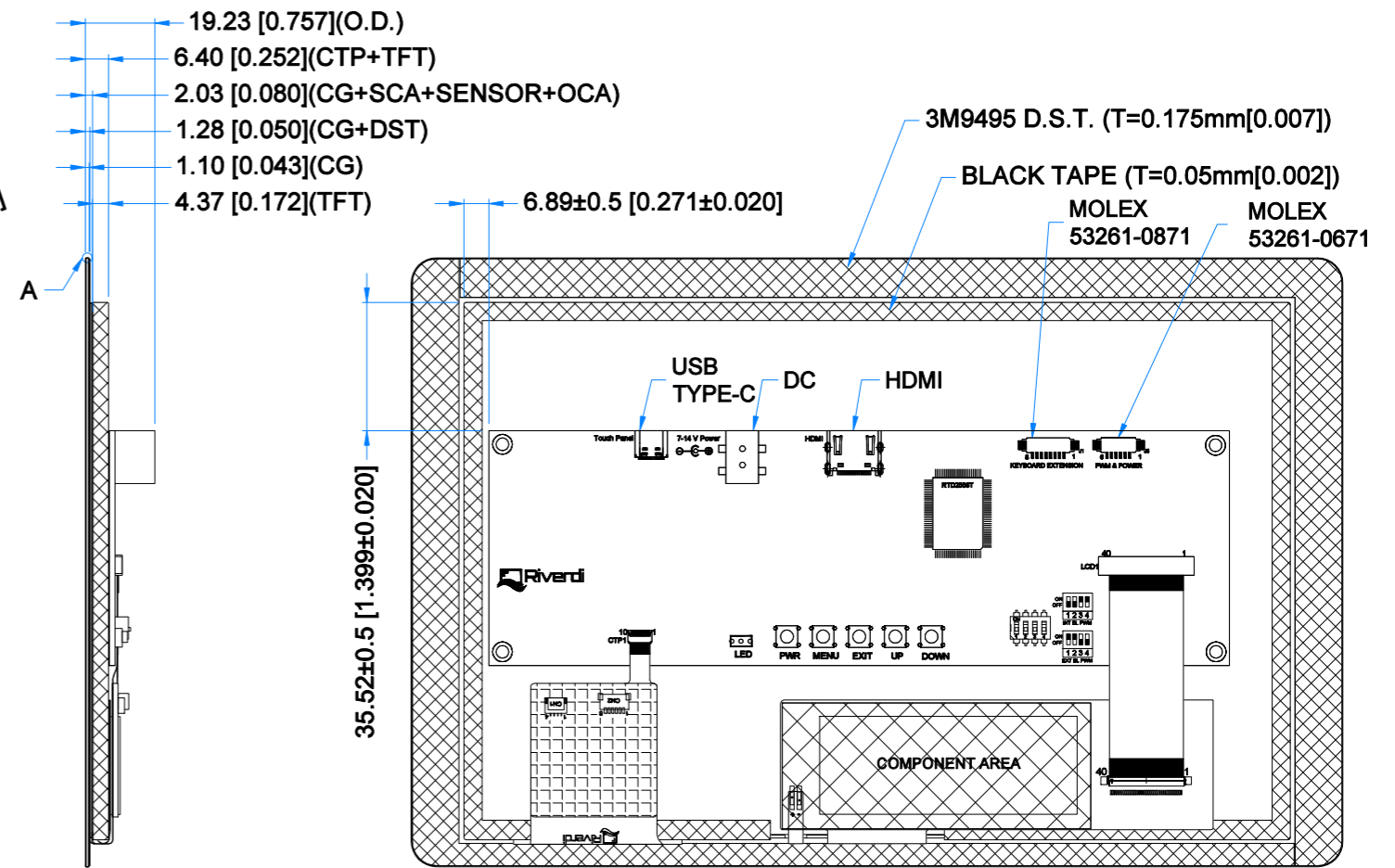
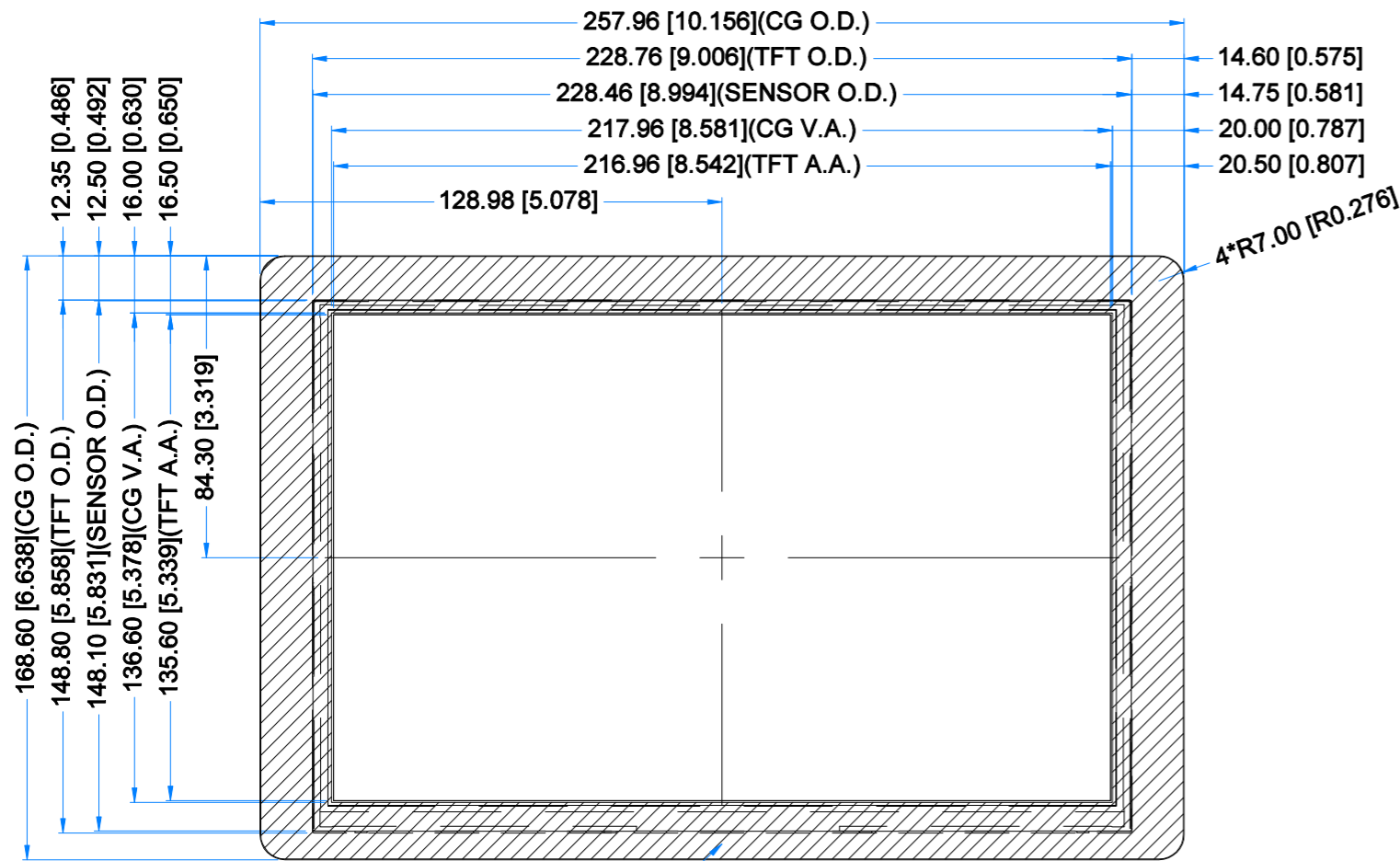
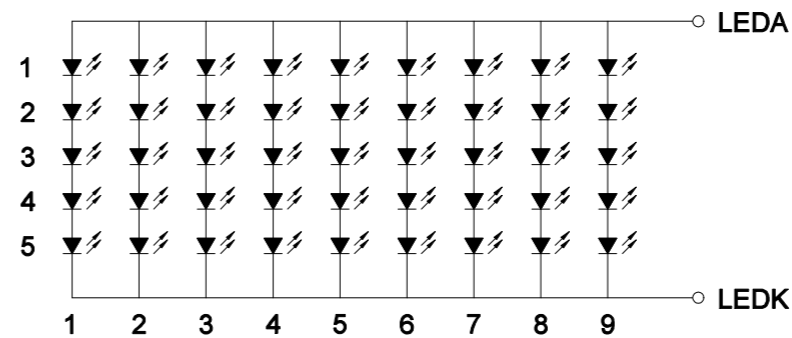
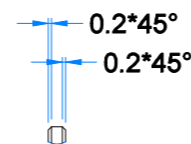


Revision:	Changes:	Date:
1.0	Initial Case	2021.06.16
1.1	PCB Update And Dimensions Overhaul	2022.01.05



DETAIL A
SCALE 4:1



LED Diagram Circuit

LCM NOTES:

- LCD TYPE: TRANSMISSIVE, NORMALLY BLACK, IPS
- RESOLUTION: 1280x800
- VIEWING ANGLE: FREE
- CONTROLLER IC OF MAIN BOARD: RTD2556T
- VIDEO INTERFACE: HDMI
- POWER SUPPLY: POWER JACK (7.0-14.0V)
- MODULE SURFACE LUMINANCE: Max.850cd/m²
- ZERO BAD PIXEL

TP NOTES:

- TP STRUCTURE: G+G
- CG THICKNESS: 1.10mm[0.043inch]
- SURFACE HARDNESS: 7H
- DRIVER IC: ILI2132A
- INTERFACE: USB-C

GENERAL NOTES:

- MODULE SURFACE LUMINANCE: Max.850 cd/m²
- OPTICAL BONDING
- OPERATING TEMPERATURE: -20°C ~ 70°C
- STORAGE TEMPERATURE: -30°C ~ 80°C
- WITHOUT INDIVIDUAL TOLERANCE: ±0.3mm[0.012inch]
- RoHS3 COMPLIANT

PN: RVT101HVHNWC00-B

SN:

DRAWN: M.Natywa

2022.01.05

1:1.94

CHECKED: Carol Gao

2022.01.11

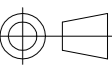
[mm]

APPR: Carol Gao

2022.01.11

ISO A3

P. 1 of 1





EXTERNAL KEYBOARD CONNECTOR - J1			
Pin No.	Desc.	Pin No.	Desc.
1	DOWN	2	UP
3	EXIT	4	MENU
5	PWR	6	LED_EN
7	GND	8	KEYBOARD VDD

BACKLIGHT PWM & POWER - J5			
Pin No.	Desc.	Pin No.	Desc.
1	GND	2	GND
3	EN	4	PWM
5	VDD	6	VDD