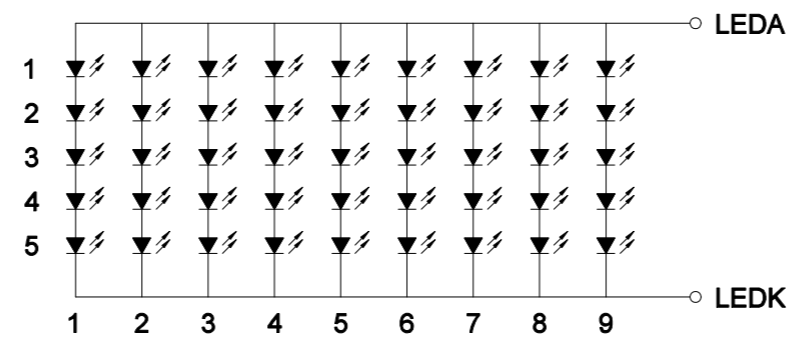
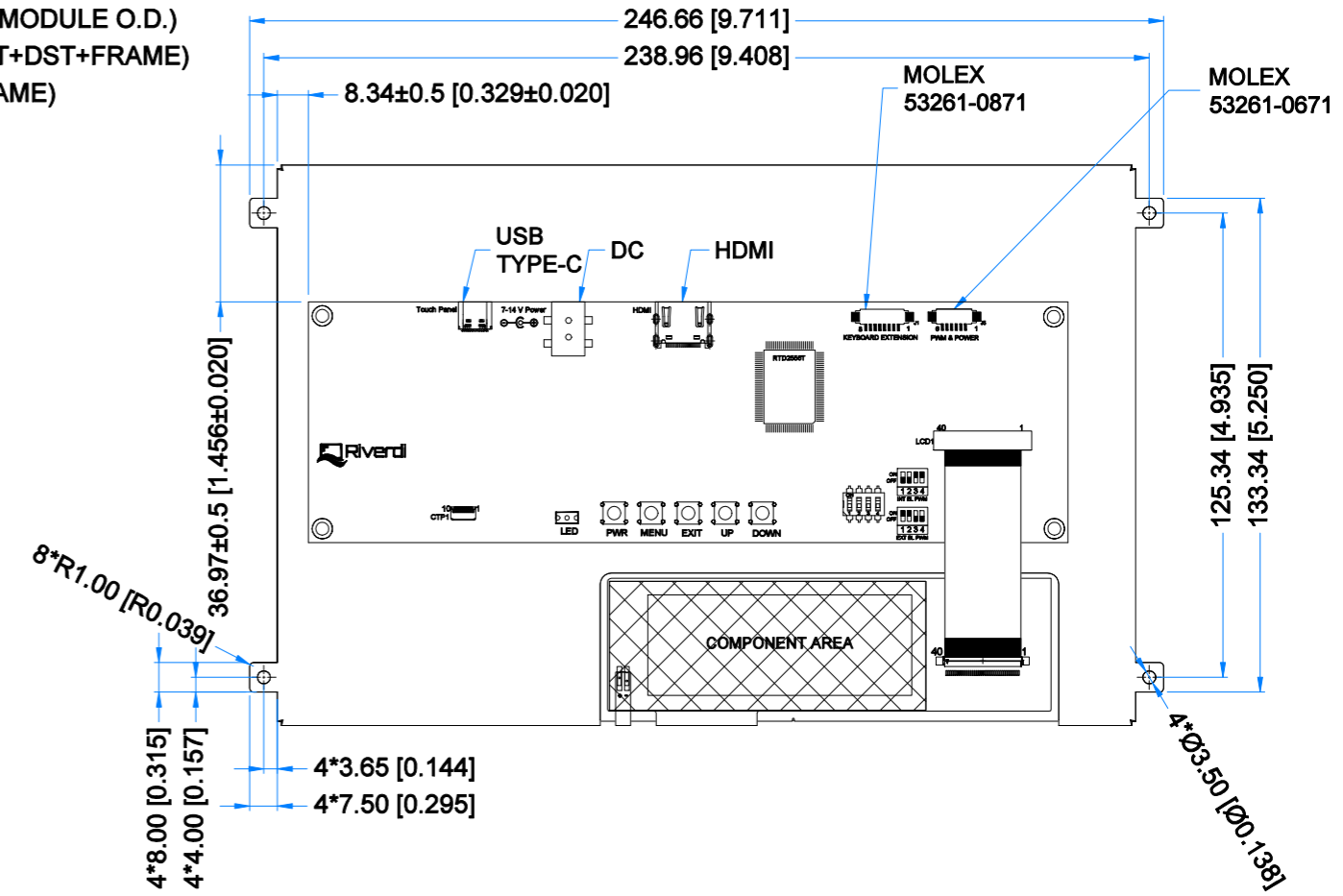
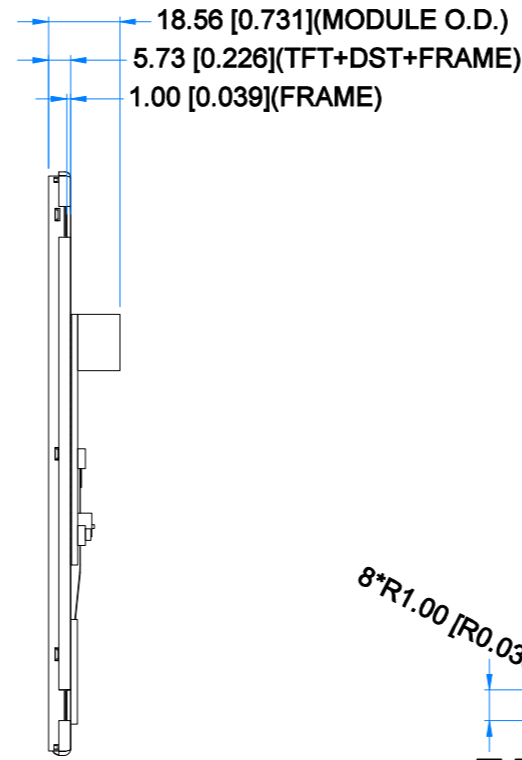



Revision:	Changes:	Date:
1.0	Initial Case	2021.06.17
1.1	PCB Update	2022.01.05



LED Diagram Circuit

**LCM NOTES:**  
 1. LCD TYPE: TRANSMISSIVE, NORMALLY BLACK, IPS  
 2. RESOLUTION: 1280x800  
 3. VIEWING ANGLE: FREE  
 4. SURFACE LUMINANCE: Max.1000cd/m<sup>2</sup>  
 5. CONTROLLER IC OF MAIN BOARD: RTD2556T  
 6. VIDEO INTERFACE: HDMI  
 7. POWER SUPPLY: POWER JACK (7.0-14.0V)  
 8. ZERO BAD PIXEL

**GENERAL NOTES:**  
 1. OPERATING TEMPERATURE: -20°C ~ 70°C  
 2. STORAGE TEMPERATURE: -30°C ~ 80°C  
 3. WITHOUT INDIVIDUAL TOLERANCE: ±0.3mm[0.012inch]  
 4. RoH3 COMPLIANT

PN: RVT101HVHFWN00  
 SN:  
 DRAWN: M.Natywa  
 CHECKED: Carol Gao  
 APPR: Carol Gao

**Riverdi**

2022.01.05	1:1.96	
2022.01.11	[mm]	
2022.01.11	ISO A3	

P. 1 of 1



EXTERNAL KEYBOARD CONNECTOR - J1			
Pin No.	Desc.	Pin No.	Desc.
1	DOWN	2	UP
3	EXIT	4	MENU
5	PWR	6	LED_EN
7	GND	8	KEYBOARD VDD

BACKLIGHT PWM & POWER - J5			
Pin No.	Desc.	Pin No.	Desc.
1	GND	2	GND
3	EN	4	PWM
5	VDD	6	VDD