



EMI TEST REPORT

FOR RIVERDI EVE4 IPS 10.1" LCD SERIES

Rev.1.0
2021-08-02

The EMI test report applies to below Riverdi EVE4 IPS 10.1" series:

PRODUCT NAME	DESCRIPTION
RVT101HVBNWC00-B	EVE4, IPS, 10.1", 850cd/m ² , SPI/QSPI, uxTouch, Optical bonding
RVT101HVBNWC00	EVE4, IPS, 10.1", 800cd/m ² , SPI/QSPI, uxTouch, Air bonding
RVT101HVBNWCA0	EVE4, IPS, 10.1", 800cd/m ² , SPI/QSPI, aTouch, Air bonding
RVT101HVBFWCA0	EVE4, IPS, 10.1", 800cd/m ² , SPI/QSPI, aTouch, Air bonding, Metal frame



1. REVISION RECORD

REV NO.	REV DATE	CONTENTS	REMARKS
1.0	2021-08-02	Initial Release	



2. CONTENTS

- 1. REVISION RECORD..... 2
- 2. CONTENTS..... 3
- 3. SUMMARY OF TEST RESULT 4
- 4. GENERAL INFORMATION..... 4
 - 4.1 Description of EUT..... 4
 - 4.2 Description of EUT peripheral..... 4
 - 4.3 Measuring device and test settings..... 4
- 5. TEST RESULTS 5
 - 5.1 The test result of Mode A:..... 5
 - 5.2 The test result of Mode B:..... 6
- 6. Photos..... 7
- 7. Summary 8



3. SUMMARY OF TEST RESULT

TEST ITEM	NORM APPLIED	Result
RADIATED EMISSION 30-1000 MHz	EN 55032 (CISPR32). Radiated emission 30-1000 MHz (EMI)	Pass

Date of Test: 24/05/2021

EMC Lab: RADMOR S.A., Gdynia.

4. GENERAL INFORMATION

4.1 Description of EUT

PRODUCT NAME	RVTI01HVBNC00-B
TEST VOLTAGE	Battery 12V

Note. All test was performed on RVTI01HVBNC00-B. But result applied for every module within this line: RVTI01HVBNC00, RVTI01HVBNC0A0, RVTI01HVBFC0A0, RVTI01HVBNC00-B.

4.2 Description of EUT peripheral

The revelation board designed by Riverdi was used to drive the RVTI01HVBTC00-B during the EMI test.

The following EUT operation modes were tested:

Mode A:

The revelation board was connected with RVTI01HVBNC00-B via RiBUS.

During the test, the revelation board, as a host device, keeps transferring data to RVTI01HVBNC00-B via RiBUS with full SPI speed at 6 MHz.

Animated pictures were presented on the screen.

Mode B:

The images were generated by the revelation board.

During the test, the revelation board was disconnected to eliminate the radiated emission from it.

The RVTI01HVBNC00-B was powered via RiBUS, and a non-animated picture was presented from the internal BT817Q memory.

4.3 Measuring device and test settings

EQUIPMENT	MODEL	VERSION	
EMI test receiver	Rohde & Schwarz ESW-44	1.72 SP1	
Meas BW: 120000,000000 Hz	Filter Type: Quasipeak	Meas Time: 1,000000 s	Center Freq: 221100000,000000 Hz
Attenuation: 0,000000 dB	Auto Range: On	Auto Preamp: On	Preamp: On
Preselector: On	Filter Split: Off	Notch Filter 1: Off	Notch Filter 2: Off
Input: 1 DC			



5. TEST RESULTS

5.1 The test result of Mode A:

Test condition

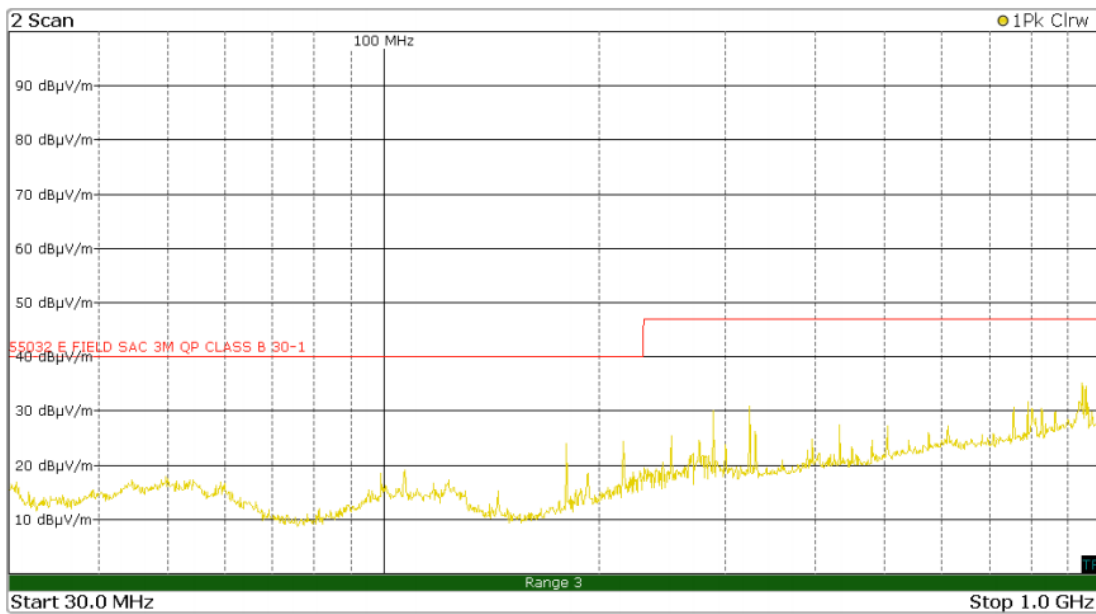
Power supply: Battery 12 V

External oscillator: 12.00MHz

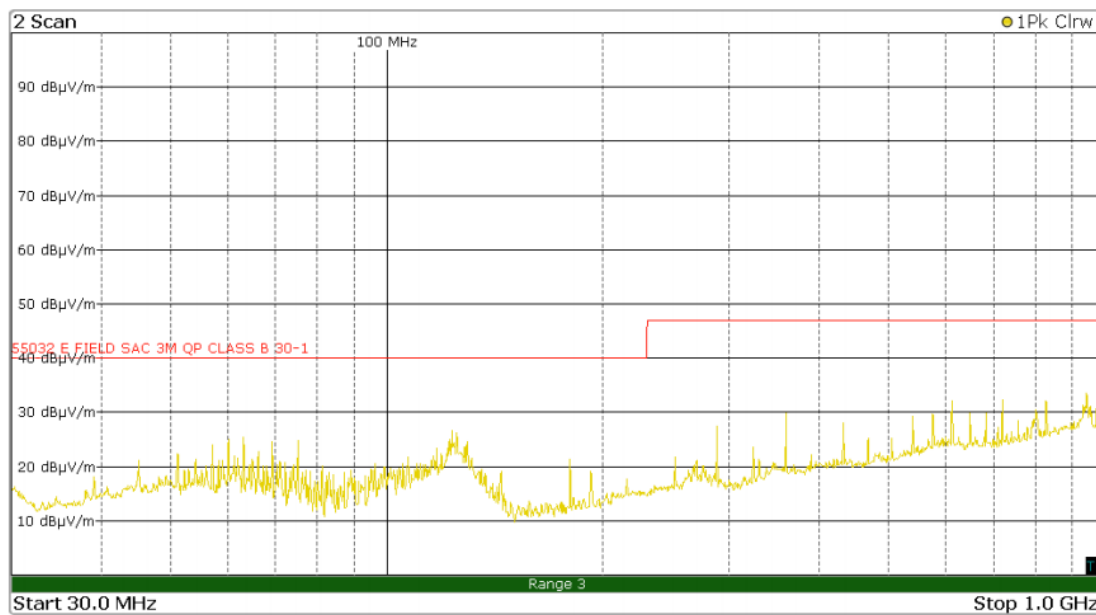
PCLK: 72.0MHz

Device and test settings: Same settings as subchapter 4.3 presented.

Horizontal:



Vertical:





5.2 The test result of Mode B:

Test condition

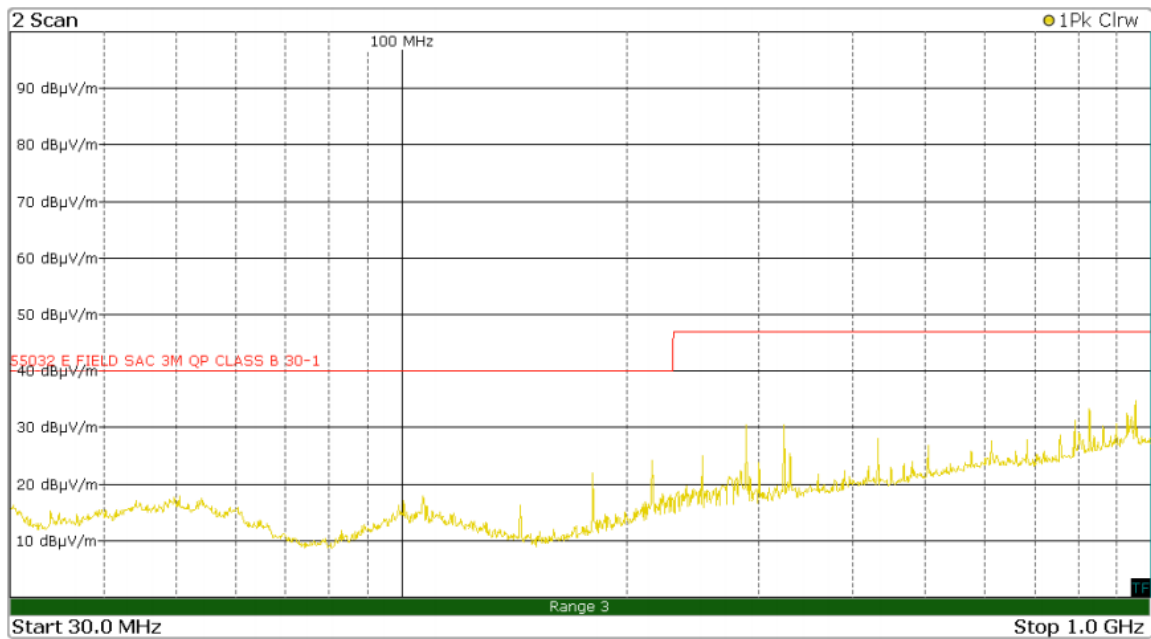
Power supply: Battery 12 V

External oscillator: 12.00MHz

PCLK: 72.0MHz

Device and test settings: Same settings as subchapter 4.3 presented.

Horizontal:



Vertical:



6. Photos

Figure 1. Radiation Emission 30-1000MHz Test Back View




Figure 2. Radiation Emission 30-1000MHz Test Front View





7. Summary

The test results confirmed the low electromagnetic emissions of Riverdi EVE4 modules, even when displaying dynamic pictures.

Riverdi EVE4 modules produce low electromagnetic interference (EMI) to the surrounding space. In consequence, external electronic devices or circuits do not need special electromagnetic screening.

Hi, I am here to help you!
If you have any additional
questions, please contact
our support via email:
contact@riverdi.com

