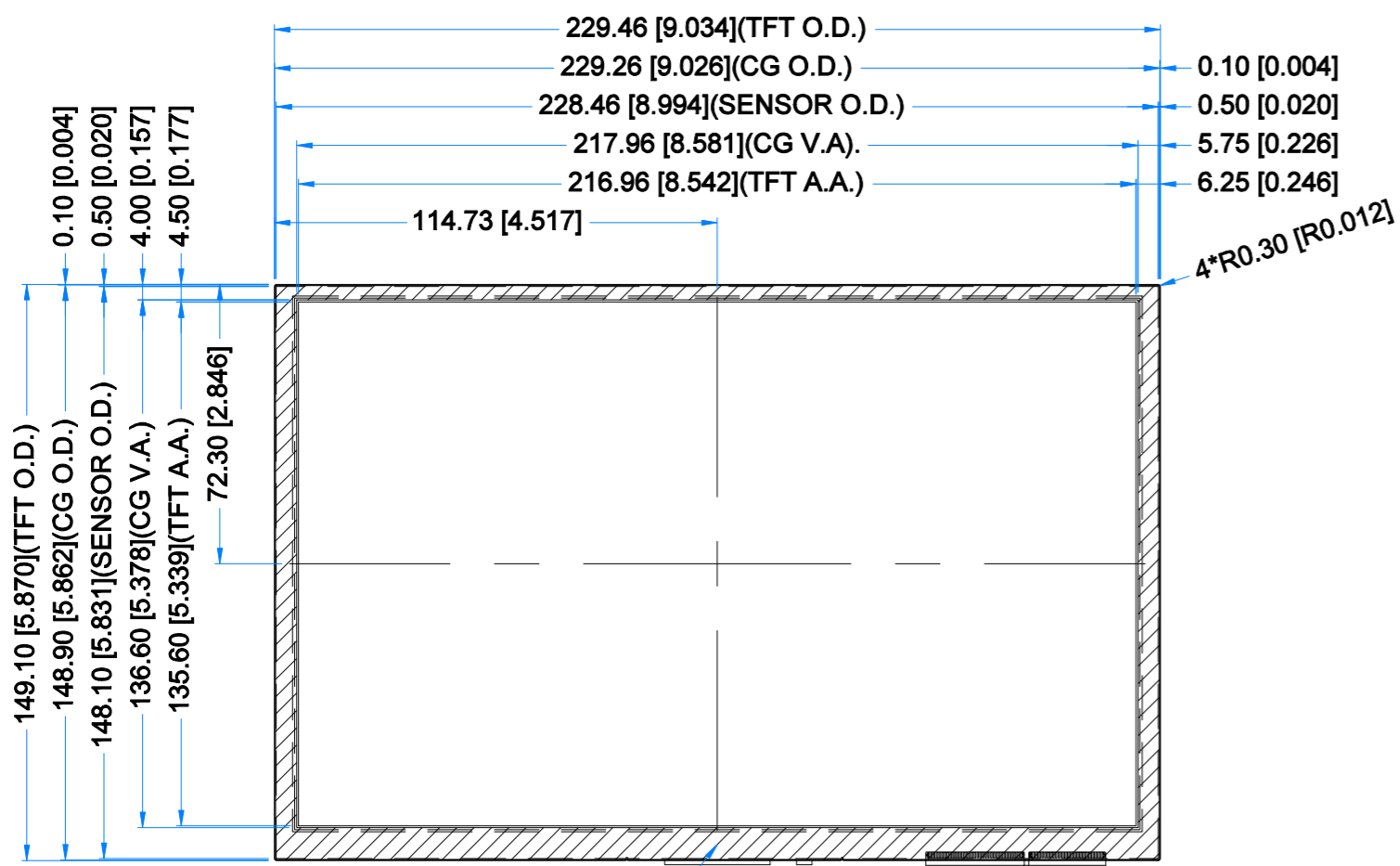
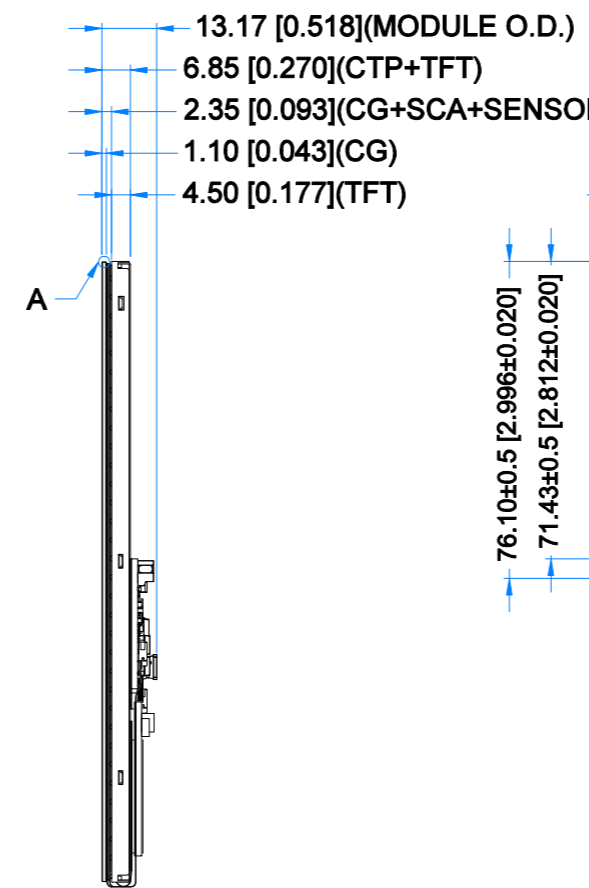
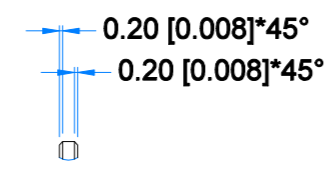


Revision:	Changes:	Date:
1.0	Initial Case	2021.08.09

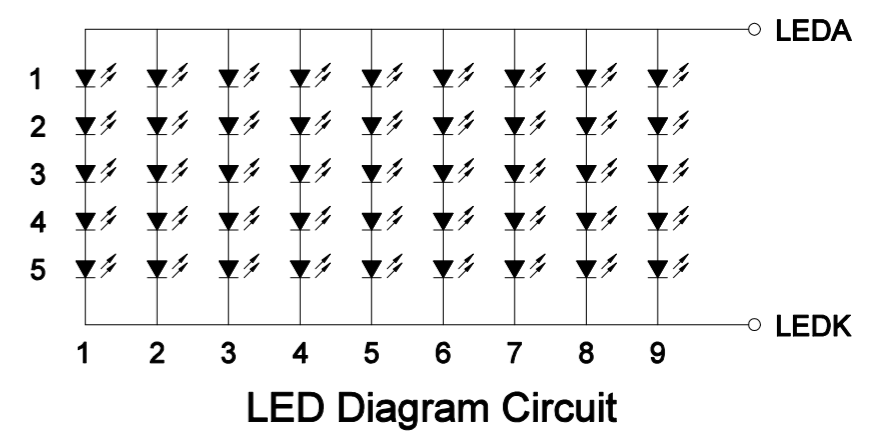
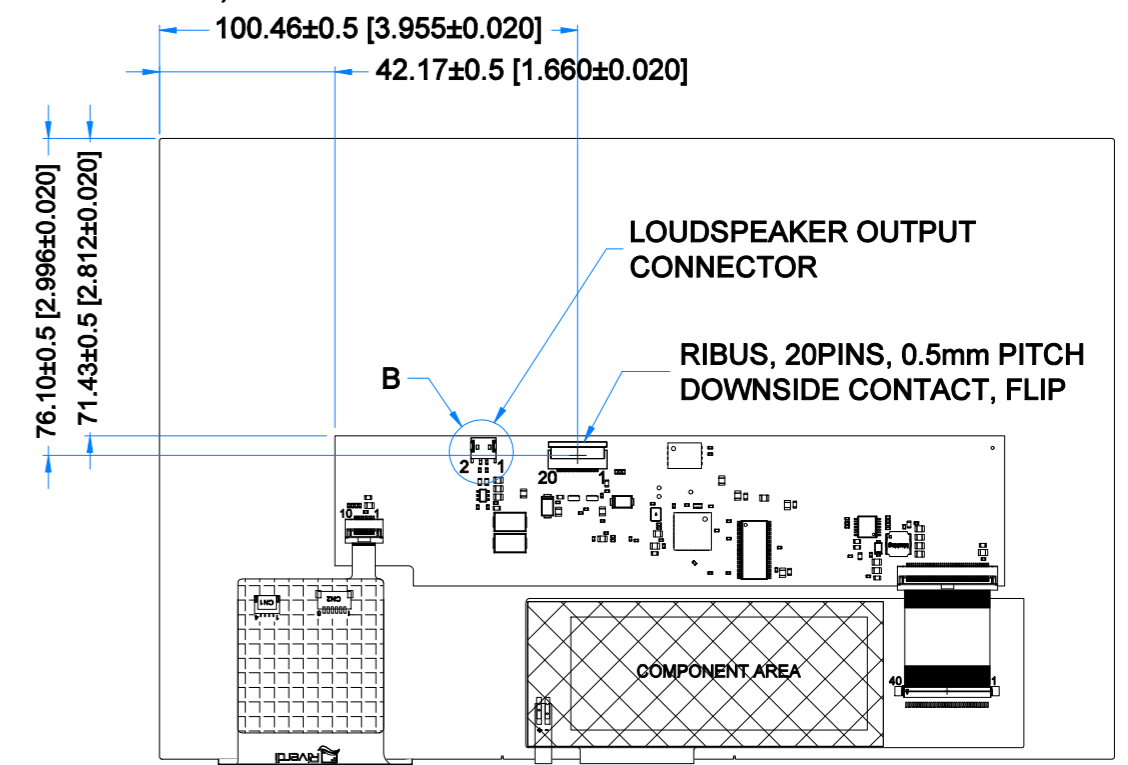
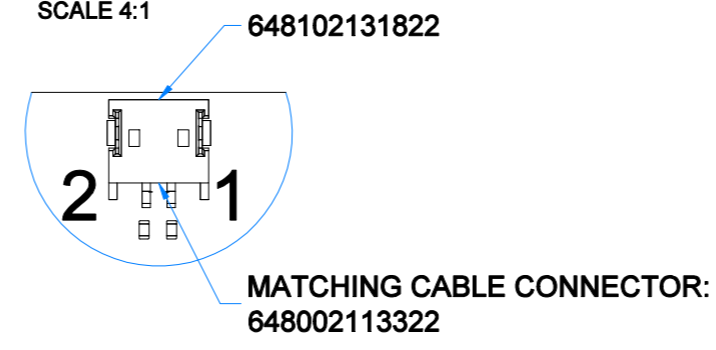


BLACK MASK PRINTING
 COLOR: RAL9005

DETAIL A
 SCALE 4:1



DETAIL B
 SCALE 4:1



LCD NOTES:
 1. LCD TYPE: TRANSMISSIVE, NORMALLY BLACK, IPS
 2. RESOLUTION: 1280x800
 3. VIEWING ANGLE: FREE
 4. SURFACE LUMINANCE: 800 cd/m²
 5. DRIVING IC ON THE BOARD: BT817Q
 6. INTERFACE: SPI/QSPI
 7. SUPPLY VOLTAGE FOR MODULE: 3.3 V
 8. SUPPLY VOLTAGE FOR BACKLIGHT: 7.0 + 12.0 V, BUILT-IN LED INVERTER

TP NOTES:
 1. TP STRUCTURE: G+G
 2. CG THICKNESS: 1.10mm[0.043inch]
 3. SURFACE HARDNESS: 7H
 4. DRIVER IC: ILI2132A
 5. INTERFACE: SPI/QSPI VIA RIBUS AND BT817Q

GENERAL NOTES:
 1. ZERO BAD PIXEL FOR TFT
 2. OPERATING TEMPERATURE: -20°C ~ 70°C
 3. STORAGE TEMPERATURE: -30°C ~ 80°C
 4. WITHOUT INDIVIDUAL TOLERANCE: ±0.3mm[0.012inch]
 5. RoHS3 COMPLIANT

PN: RVT101HVBNWCA0
 SN:
 DRAWN: M.Natywa
 CHECKED: K.Brodacka
 APPR:

Riverdi

2021.08.09 1:1.82
 2021.08.10 [mm]
 ISO A3 P. 1 of 1



P1-RIBUS CONNECTOR			
Pin No.	Desc.	Pin No.	Desc.
1	VDD	11	GPIO.1/IO.2
2	GND	12	GPIO.2/IO.3
3	SPI_SCLK	13	NC
4	MISO/IO.1	14	NC
5	MOSI/IO.0	15	NC
6	CS	16	NC
7	INT	17	BLVDD
8	RST/PD	18	BLVDD
9	GPIO.0	19	BLGND
10	DISP_AUDIO	20	BLGND

P2-LOUDSPEAKER OUTPUT CONNECTOR			
Pin No.	Desc.	Pin No.	Desc.
1	SPEAKER+	2	SPEAKER-