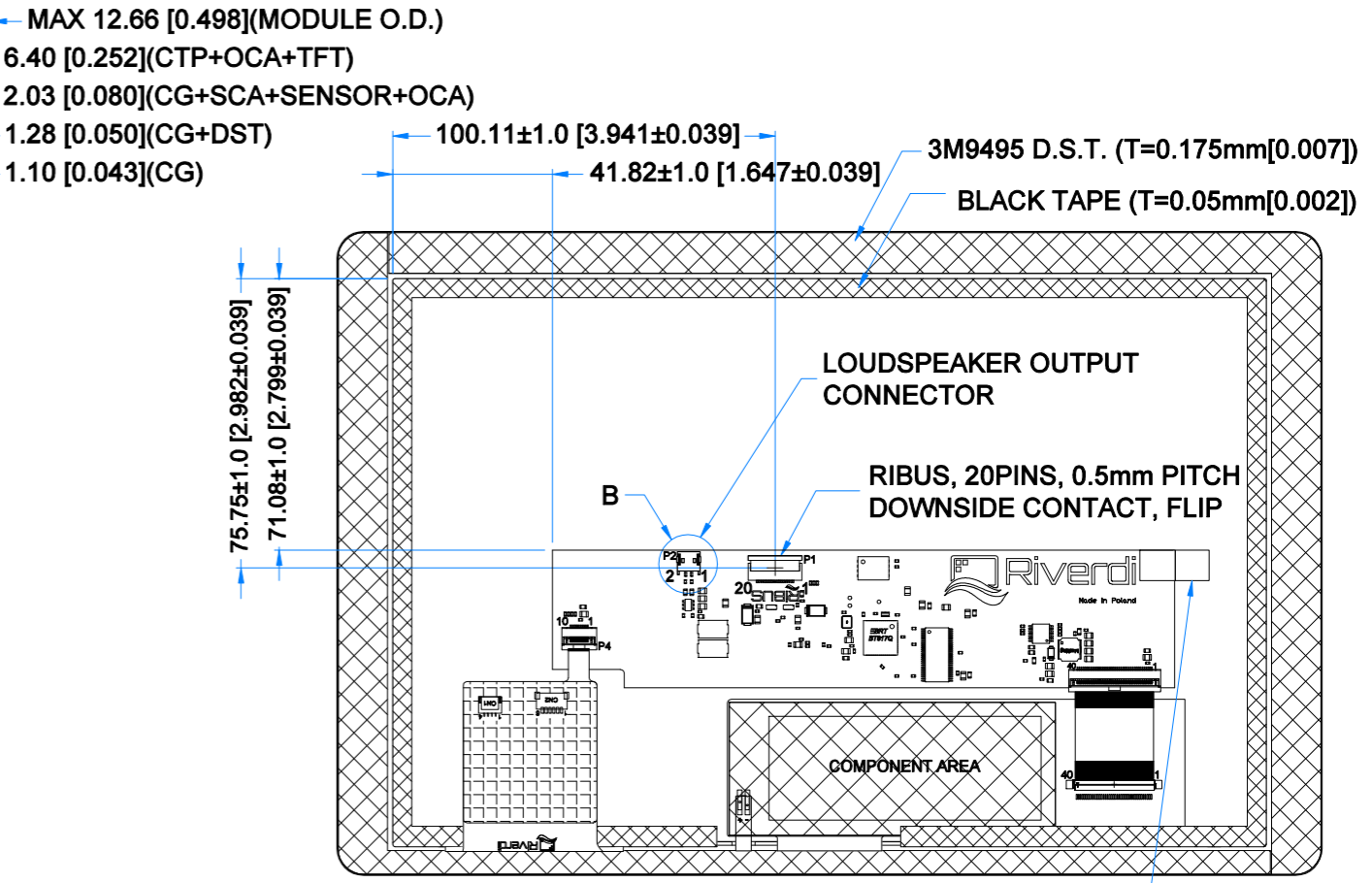
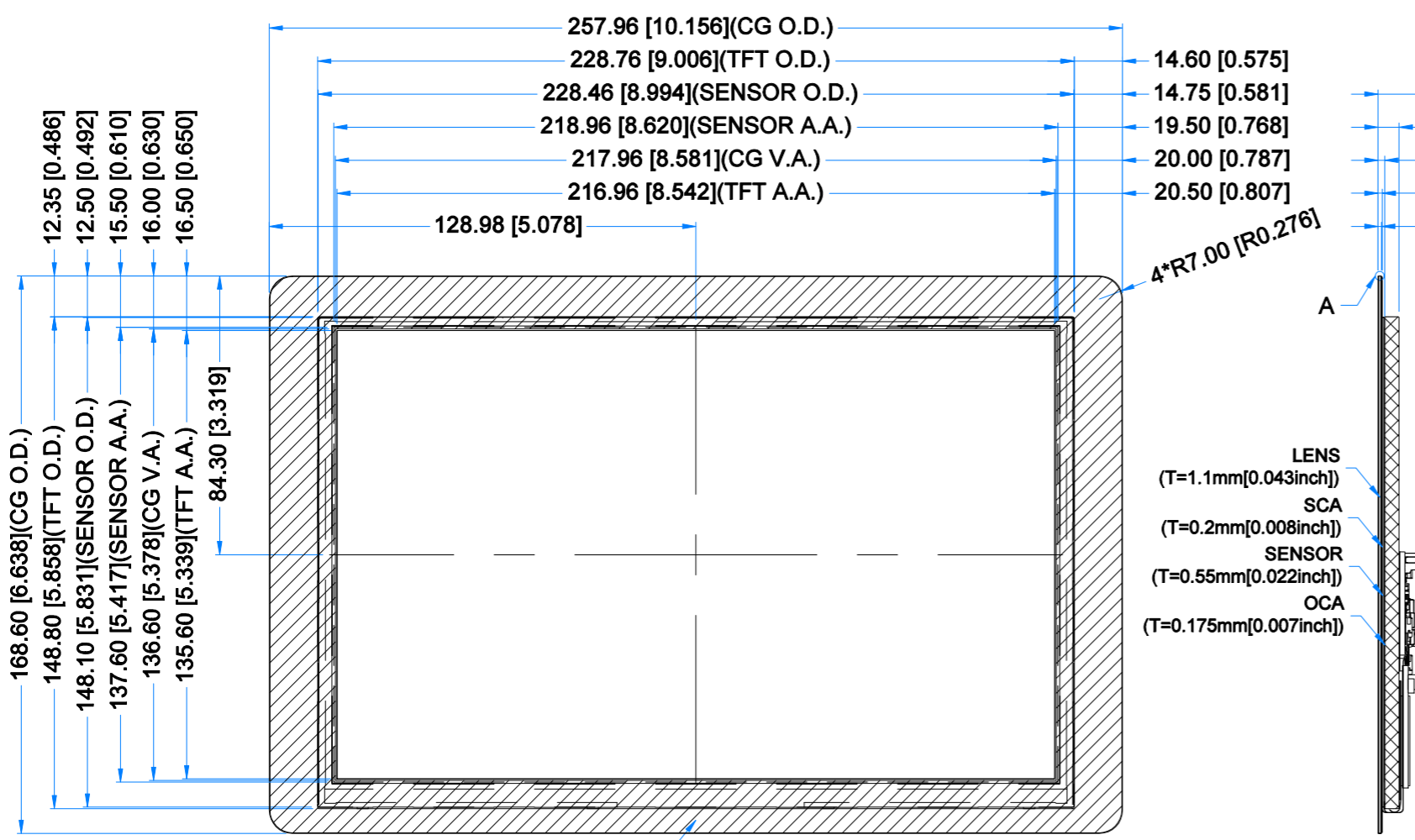
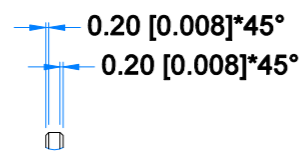


Revision:	Changes:	Date:
1.0	Initial Case	2020.09.08
1.1	PCB Update And Dimension Overhaul	2021.04.09
1.2	Adding Speaker PN And Matching Connector PN	2021.07.08
1.3	PCB Update And Added Grounding Tape And Dimensions Overhaul	2022.09.01

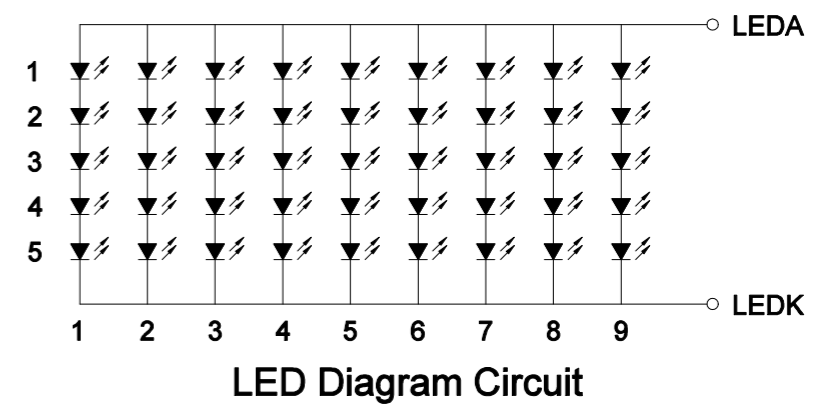
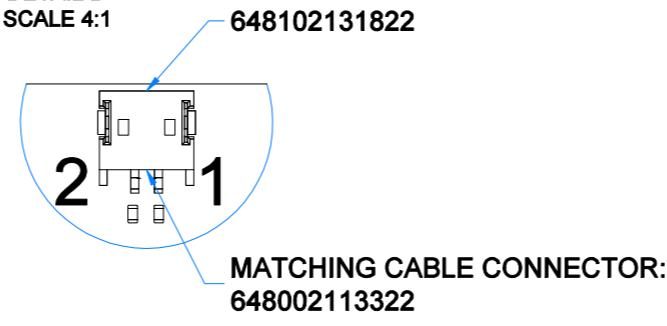


BLACK MASK PRINTING  
 COLOR: RAL9005

DETAIL A  
 SCALE 4:1



DETAIL B  
 SCALE 4:1



PINOUT ON THE 2ND PAGE

**LCD NOTES:**  
 1. LCD TYPE: TRANSMISSIVE, NORMALLY BLACK, IPS  
 2. RESOLUTION: 1280x800  
 3. VIEWING ANGLE: FREE  
 4. SURFACE LUMINANCE: 850 cd/m<sup>2</sup>  
 5. DRIVING IC ON THE BOARD: BT817Q  
 6. INTERFACE: SPI/QSPI  
 7. SUPPLY VOLTAGE FOR MODULE: 3.3 V  
 8. SUPPLY VOLTAGE FOR BACKLIGHT: 7.0 + 14.0 V BUILT-IN LED INVERTER

**TP NOTES:**  
 1. TP STRUCTURE: G+G  
 2. CG THICKNESS: 1.10mm[0.043inch]  
 3. SURFACE HARDNESS: 7H  
 4. DRIVER IC: ILI2132A  
 5. INTERFACE: SPI/QSPI VIA RIBUS AND BT817Q

**GENERAL NOTES:**  
 1. ZERO BAD PIXELS FOR TFT  
 2. OPTICAL BONDING  
 3. OPERATING TEMPERATURE: -20°C ~ 70°C  
 4. STORAGE TEMPERATURE: -30°C ~ 80°C  
 5. WITHOUT INDIVIDUAL TOLERANCE: ±0.3mm[0.012inch]  
 6. RoHS3 COMPLIANT

PN: RVT101HVBNC00-B  
 SN:  
 DRAWN: M.Natywa  
 CHECKED: Carol Gao  
 APPR:

2022.09.01  
 2022.09.13  
 1:1.92  
 [mm]  
 ISO A3  
 P. 1 of 1



P1-RIBUS CONNECTOR			
Pin No.	Desc.	Pin No.	Desc.
1	VDD	11	GPIO.1/IO.2
2	GND	12	GPIO.2/IO.3
3	SPI_SCLK	13	NC
4	MISO/IO.1	14	NC
5	MOSI/IO.0	15	NC
6	CS	16	NC
7	INT	17	BLVDD
8	RST/PD	18	BLVDD
9	GPIO.0	19	BLGND
10	DISP_AUDIO	20	BLGND

P2-LOUDSPEAKER OUTPUT CONNECTOR			
Pin No.	Desc.	Pin No.	Desc.
1	SPEAKER+	2	SPEAKER-