Revision:	Changes:	Date:
1.0	Initial Case	2024.07.12

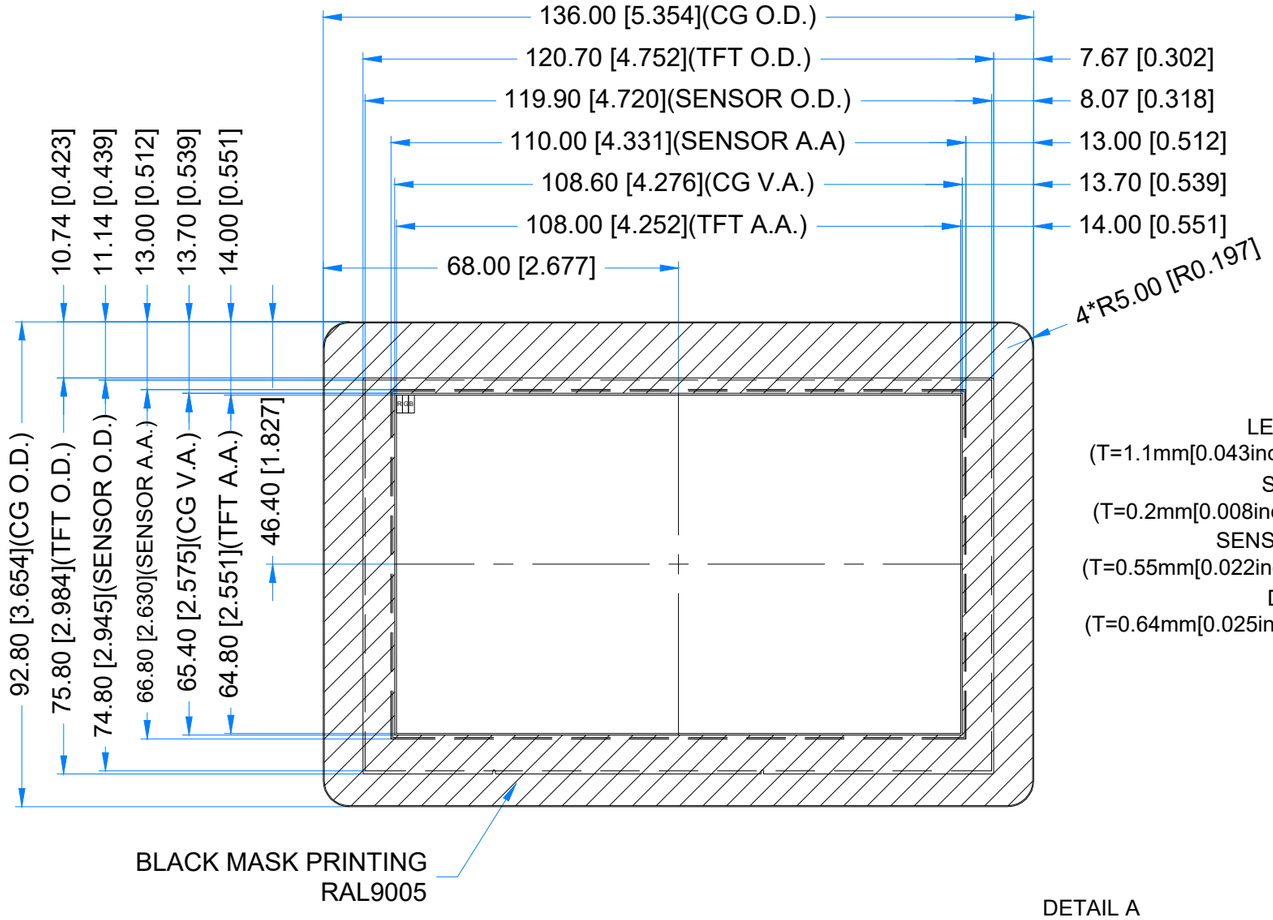

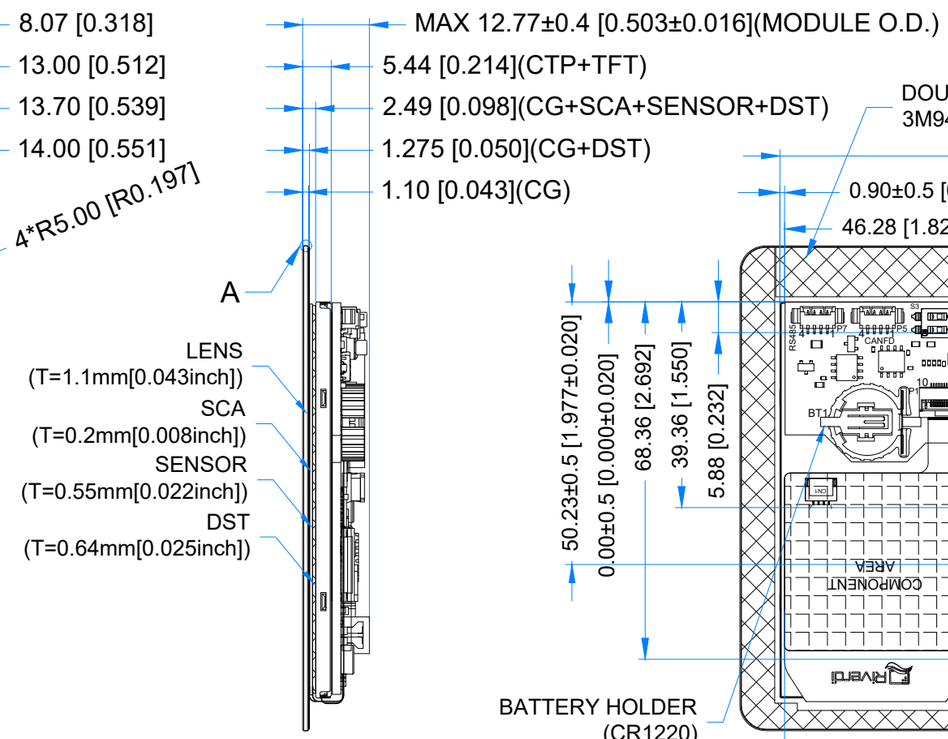

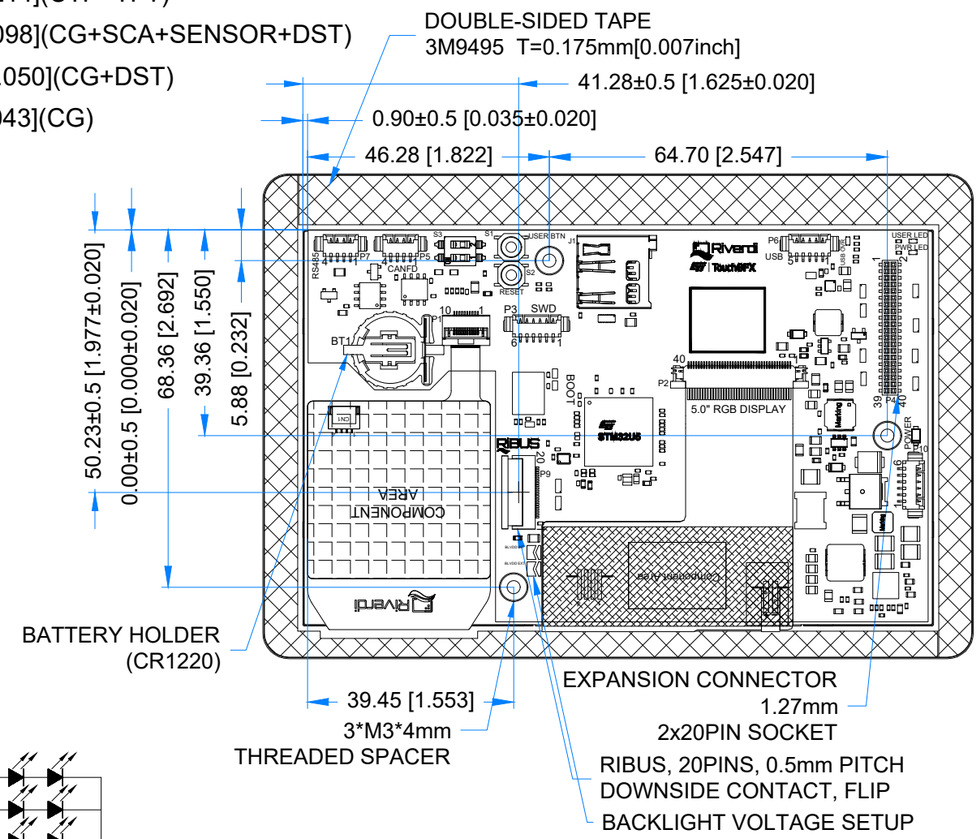

DETAIL A
SCALE 4:1

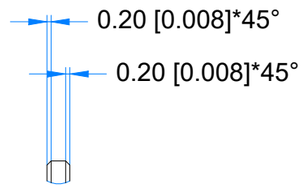

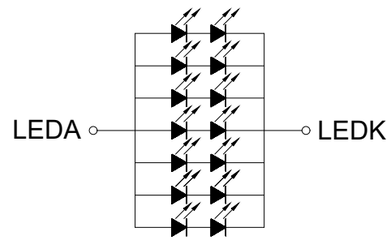

LED Circuit Diagram

1.25 MM MOLEX CONNECTORS

NO.	TYPE	MATE WITH
P3 (SWD)	53261-0671	51021-0600
P5 (CAN)	53261-0471	51021-0400
P6 (USB)	53261-0571	51021-0500
P7 (RS485)	53261-0471	51021-0400
P10 (POWER)	53261-0671	51021-0600

1.27MM PIN SOCKET

NO.	TYPE	MATE WITH
P4	CBC1402M100-2P	CH51402M100-0P OR CH51402V100

TFT NOTES:
1. DISPLAY TYPE: TRANSMISSIVE, NORMALLY BLACK, IPS
2. RESOLUTION: 800x480
3. VIEWING ANGLE: FREE
4. SURFACE LUMINANCE: 800 cd/m^2
5. MCU ON THE BOARD: STM32U5G9NJH6Q
6. EXTERNAL FLASH MEMORY SIZE:512Mbit
7. SUPPLY VOLTAGE FOR MODULE: 6.0V - 48.0V

TP NOTES:
1. TP STRUCTURE: G+G
2. CG THICKNESS: 1.10mm[0.043inch]
3. SURFACE HARDNESS: 7H
4. DRIVER IC: ILI2132A
5. INTERFACE: CONNECTED TO MCU VIA I2C

GENERAL NOTES:
1. AIR BONDING
2. OPERATING TEMPERATURE: -20°C ~ 70°C
3. STORAGE TEMPERATURE: -30°C ~ 80°C
4. WITHOUT INDIVIDUAL TOLERANCE: ±0.3mm[0.012inch]
5. TOLERANCE OF PCB PLACEMENT: ±0.5mm[0.020inch]
6. RoHS3 COMPLIANT

PN: RVT50HQSNWC01

SN:

DRAWN:	M.Natywa	2024.07.12	1:1.17	
CHECKED:	M.Wierzbowski	2024.07.12	[mm]	
APPR:	T.Soldat	2024.07.12	ISO A3	P. 1 of 1